

QS WORLD UNIVERSITY RANKINGS®

2021 Asia



QS Quacquarelli Symonds



Be CARING



Ethical and Theoretical AI Lab

HKBU's Ethical and Theoretical AI Lab is examining the ethical, cultural and social implications of AI to ensure that its impacts make a positive contribution to human well-being.

We are inviting research talent from around the world to conduct leading-edge research related to the ethical and theoretical aspects of AI at one of the research-based liberal arts universities in Hong Kong.

talent100.hkbu.edu.hk



HONG KONG
BAPTIST UNIVERSITY

Talent 100

HKBU's Global Search for
100 Faculty Members

Contents

Welcome	5
Japan	8
Rankings Overview	24
Methodology	30
Rankings Tables	31
The First Virtual QS APPLE	54
Reimagine	68
Exploring Asia's Top 5	82
Contributors	97



VISION

Improving **quality of life**, while empowering and enabling mankind, via **innovative AI** solutions.

YOU'R INVITED



I hereby invite all dreamers, innovators, investors and thinkers to join us here in the Kingdom to achieve our ambitions together and to build a pioneering model; to unlock the value of data and AI in order to build knowledge-based economies and advance our present and future generations.



Royal Highness **Prince Mohammed Bin Salman**,
Crown Prince, Kingdom of Saudi Arabia

RESEARCH AREAS



AI & HEALTHCARE



AI & EDUCATION



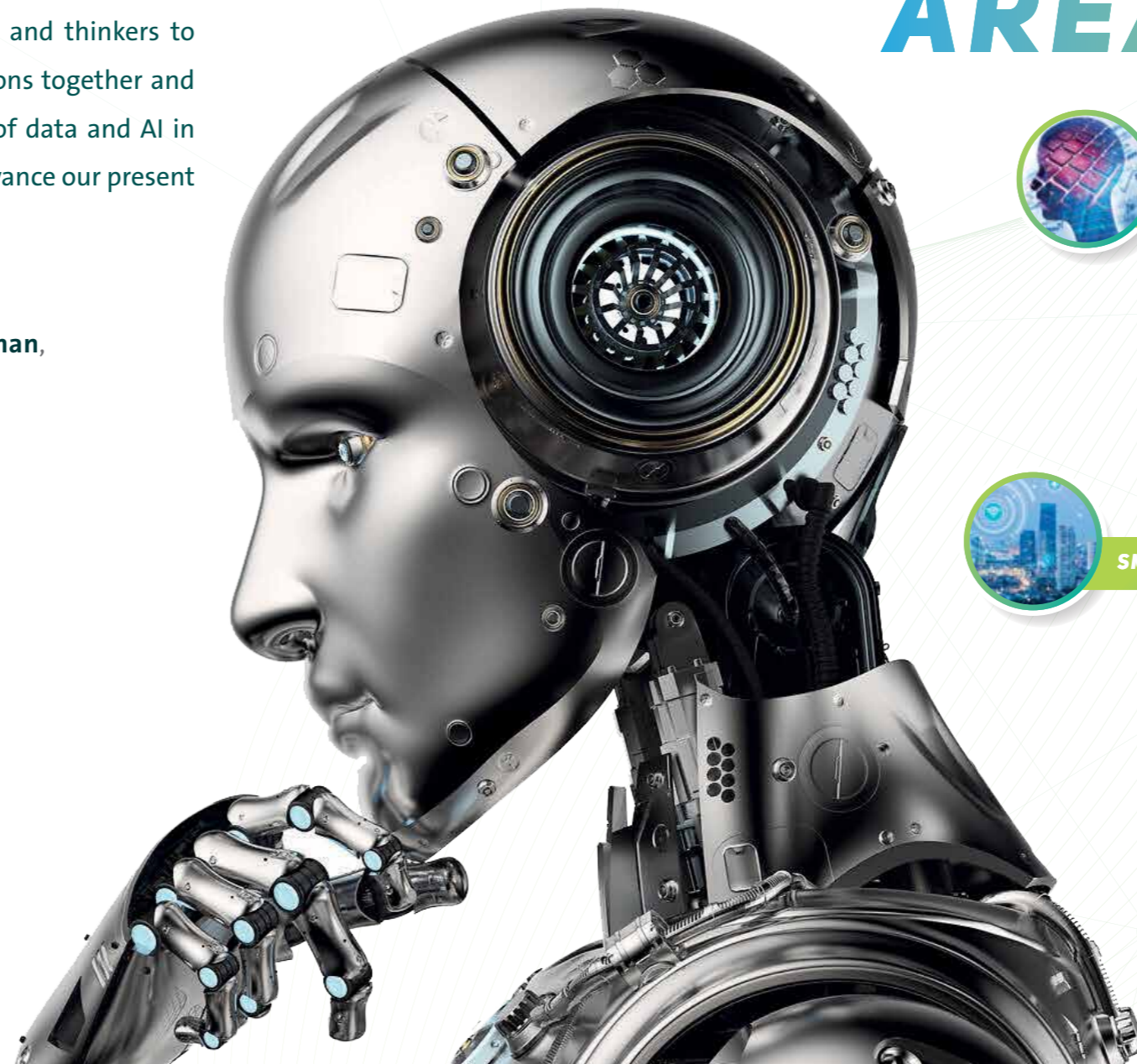
NATURAL LANGUAGE PROCESSING



AI & CYBERSECURITY



SMARTCITY & IOT



CONTACTS

**KING KHALID UNIVERSITY
CENTER FOR ARTIFICIAL INTELLIGENCE**

WEBSITE: CAI.KKU.EDU.SA
EMAIL: CAI@KKU.EDU.SA
TWITTER: @KKU_CAI





CANADIAN
UNIVERSITY DUBAI
Your portal to Canadian education



سيتي
وووك | CITY
WALK

An education beyond borders

Enrol now for our Spring semester.
Classes start January 2021.

Receive 30% Covid-19 Financial Relief*
on all Undergraduate and Graduate programs.

*T&Cs Apply

CONTACT US

Tel: +971 (4) 321 9090
apply@cu.dubai.ac.ae

www.cud.ac.ae



INSPIRING MINDS
TRANSFORMING LIVES

مُعْتَمَدَةٌ مِنَ وَزَارَةِ التَّحْرِيبَةِ وَالتَّعْلِيمِ - شِئْزُونِ التَّعْلِيمِ الْعَالَمِيِّ
Accredited by the UAE Ministry of Education - Higher Education Affairs



Your portal to
Canadian education



Welcome

Welcome to the second Higher Education Report for November, 2020. In this issue, we cover Asia and look at the latest from the World University Rankings: Asia Region 2021.

This report and its associated ranking highlight the level of diversity of institutions within the Asia region. It shows there is a high amount of opportunity and choice for students both within and outside the region when considering an Asian-based education, and is one of our most highly sort after rankings.

It was an amazing and interesting experience witnessing the level of excitement in the room.

The ranking and this report also come out at the same time as the first ever virtual QS APPLE Conference and Exhibition. The 2019 edition of QS APPLE was my first experience seeing a live release event of any sort of rankings and it was an amazing and interesting experience witnessing the level of excitement in the room. We've included a preview of some of our keynote speakers for the event in this report. I hope to see you there, virtually.

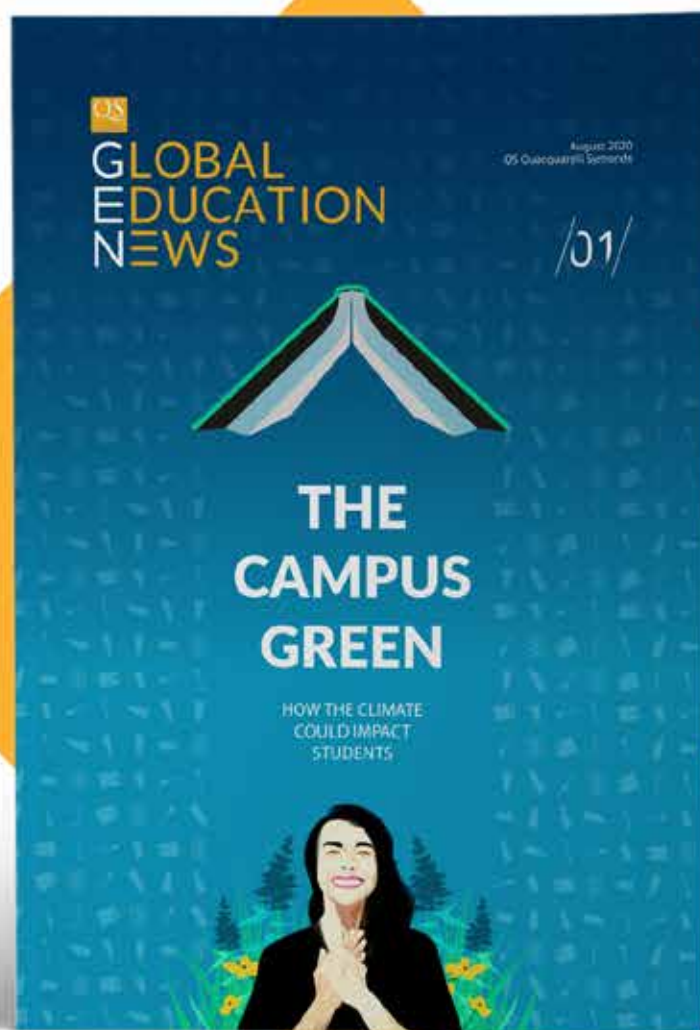
As with every region-based ranking QS releases, a large geography is not homogenous and is unrepresentative of individual locations. In this issue, we overview what's happening in Japan as it looks to increase its number of international students in the coming years.

While November ends with QS APPLE, we still have a few more conferences to go, including the 'Oscars of Education': the Reimagine Education Awards and Conference. We've included those shortlisted in the AI category in the issue.

Until next time, stay safe.

Anton John Crace

Editor
QS Quacquarelli Symonds



Bringing to you the best

QS INSIGHTS, DATA AND INFORMATION, AS WELL AS THE LATEST NEWS AND TRENDS

from higher education around the world!



QS Global Education News is a quarterly magazine showcasing higher education providers' outstanding academic achievements, awards, experiences, partnerships, and developments. The magazine also includes QS events and rankings previews, as well as exclusive insights.

Stay updated with the latest editions here: www.qs.com/newsletters

FOR MORE INFORMATION, PLEASE CONTACT

[PUBLICATIONS@QS.COM](mailto:publications@qs.com)



O.P. JINDAL GLOBAL
 [Institution of Eminence Deemed to be
UNIVERSITY
A Private University Promoting Public Service

INDIA'S

Institution of Eminence

CONFERRED BY THE GOVERNMENT OF INDIA

RANKED

ASIA

QS WORLD
UNIVERSITY
RANKINGS

2021



FOSTERING COLLABORATIONS WITH ASIA

QS ASIA RANKINGS 2021

Rank **74** in
International Faculty

Rank **129** in
Faculty Student Ratio

Rank **178** in
Employer Reputation

10

Asian Countries
Represented by Students

90+

Collaborations with Institutions
Across 18 Asian Countries

10

Asian Countries
Represented By Faculty

JGU BUILDING RESEARCH IN ASIA

CENTRE FOR SOUTHEAST ASIAN STUDIES

CENTRE FOR INDIA-CHINA STUDIES

CENTRE OF ASIA PACIFIC BUSINESS RESEARCH, ECONOMICS & INNOVATION

TAIWAN EDUCATION CENTRE

**TOP
700**

UNIVERSITIES
GLOBALLY

**TOP
150**

UNDER 50 GLOBALLY
QS YOUNG UNIVERSITY RANKINGS 2021

INDIA'S
NO.1

PRIVATE UNIVERSITY
IN INDIA

INDIA'S
NO.1

UNIVERSITY IN
SOCIAL SCIENCES,
ARTS & HUMANITIES

RANKED
NO.1

LAW SCHOOL
IN INDIA

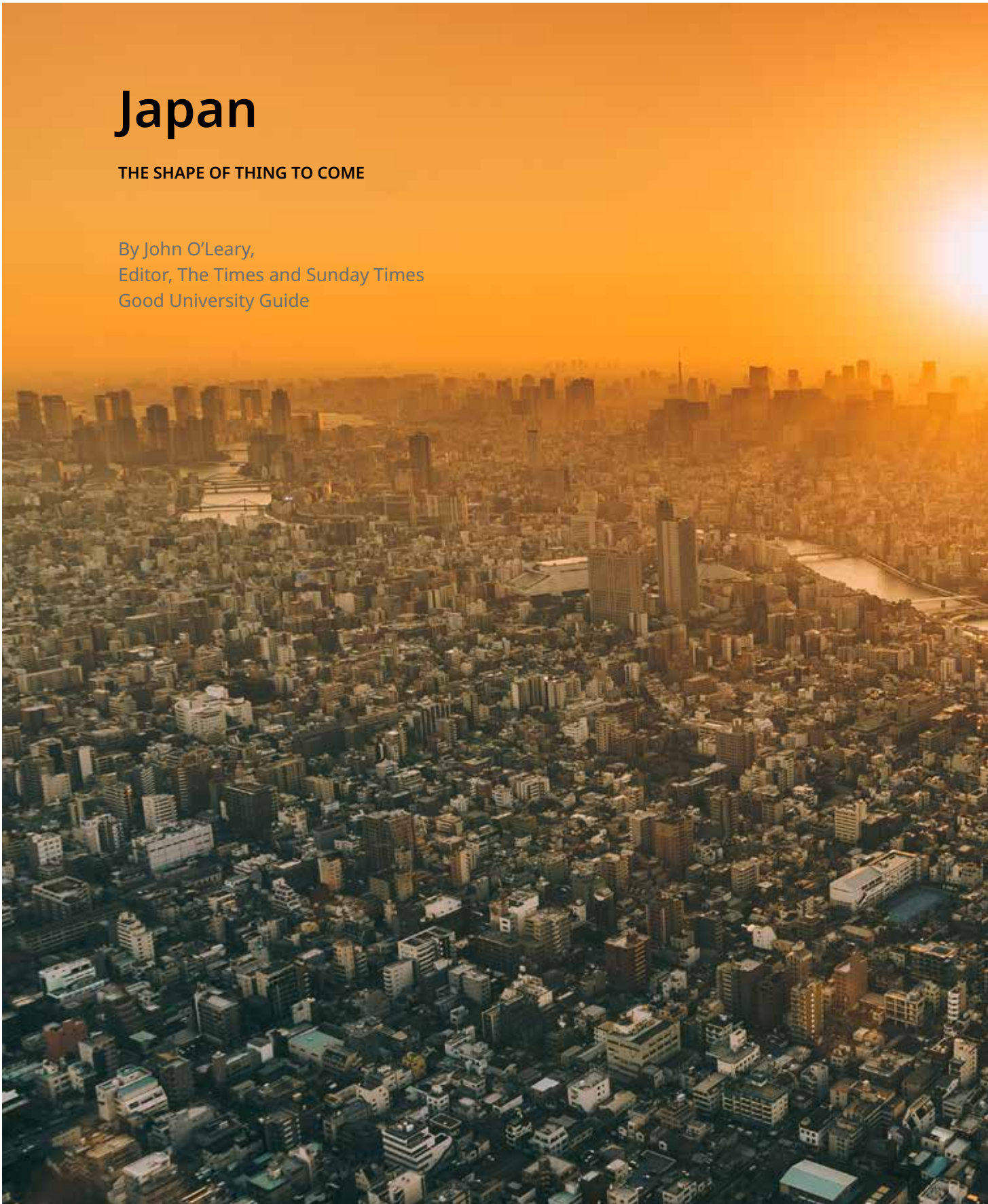
by **QS** WORLD
UNIVERSITY
RANKINGS
Quinquennial Symptom (QS) 2021 Edition

by **QS** WORLD
UNIVERSITY
RANKINGS
by subject

Japan

THE SHAPE OF THING TO COME

By John O'Leary,
Editor, The Times and Sunday Times
Good University Guide





It's an exciting time for Japanese higher educators.

Japan's new administration appears determined to build the country up as an education powerhouse of the future with plans for new measures to make the public universities more international and boost the country's representation at the top of the world rankings.

The Yomiuri Shimbun newspaper expects limits on the recruitment of foreign students to be lifted in 2022 in order to increase the universities' international competitiveness and ensure the stability of their finances. Fees for foreign students may be raised at the same time.

The plans couldn't be more timely, however, and the 2021 QS Asia Region Ranking underlines the scale of the challenge. None of the universities best placed to meet the government's target has improved their position this year.

Japan has a total of 93 universities out of the 650 in the Asia ranking, with 14 in the top 100. Tokyo, Kyoto and Tokyo Institute of Technology remain in Asia's top 20, although all in lower positions than last year, Osaka and Tohoku are only just outside the top 20, having maintained their 2020 placings.




Tokyo is still rated the top university in Asia both by academics and employers. But it is held back by its relatively lower numbers of international faculty (184th) and by its student exchange scores. It is also outside Asia's top 100 for citations.

Pluses and minuses

Where Japanese universities are succeeding is with employers, who remained impressed in the 2021 ranking. All but two of the top 20 moved up on this measure, filling four of the top five places.

Research measures, however, provide a different story. The top 30 Japanese universities in the ranking all declined when measured on the number of citations for each research paper, nearly all of them by more than 100 places in a single year.

There have also been declines at most Japanese universities in the proportions of international staff and students, and in student exchanges – particularly outbound.



جامعة قطر
QATAR UNIVERSITY

Soft-matter solves hard problems

Researchers at Qatar University develop unique polymeric gel that works to make the oil and gas extraction process safer and cheaper. The gel injects into leaky rock fractures and prevents loss of drilling and wellbore fluids.

Qatar University is quickly making its mark as a distinguished research hub through dedicated research centers and pioneering approaches.

The research centers host the most talented national and international researchers who conduct cutting-edge research within local and global perspectives, making positive and valuable contributions to Qatar and the world.

For more information
please visit www.qu.edu.qa



No. 1 IN ASIA FOR OUTBOUND STUDENT EXCHANGE

HELP University is proud to be ranked No.1 among 650 universities in Asia for Outbound Student Exchange programmes in the Quacquarelli Symonds QS World University Ranking: Asia 2021.

This ranking is awarded in recognition of our world-class international student exchange programmes.



It affirms our status as an internationally recognized provider of higher education and as a university of achievers.

We are indeed gratified as it is our first participation in the QS World University Ranking: Asia.

Earlier this year HELP University became the only university in Asia to achieve 5 Stars in 9 categories of the QS Stars Rating System.

The 9 categories are Internationalization, Teaching, Online Learning, Employability, Business and Management Studies (MBA), Facilities, Inclusiveness, Social Responsibility and Research.



Such accolades are a testimony of the trust of international students who choose to study with us, and of the confidence of universities and government and professional bodies in granting us accreditation and recognition.

This No. 1 ranking is also a challenge and a strong catalyst for us to further improve our overall QS ranking for the year ahead.

“Japan has a proud tradition in research but it is slipping further behind China in both the output of papers and the citations that they attract,” says Andrew MacFarlane, Rankings Manager for QS.

“The reputation of Japanese universities among academics and employers is suffering, which suggests that they need to communicate their strengths more effectively, as

well as increasing their global research partnerships.”

Tokyo University of Science (TUS) is one institution that has taken this route and bucked the trend in the new ranking, becoming the highest-placed Japanese institution to improve its position.

Moving up five places to 137th, it has extended its international research

network, with its academics publishing more papers, and seen its reputation rise among academics and employers.

Dr Soichiro Okamura, Vice President of TUS, says the university redoubled its efforts to make research successes such as its Space Colony project and the Center of Fire Science and Technology better known both domestically and internationally.



“More and focused research branding, defining of specific research fields to be granted additional funding and hiring of additional staff has contributed to improve research quality,” he says. “We believe that these efforts to promote and disseminate research have led to an improvement in rankings.”

The Space Colony Research Center brings together the university’s expertise in satellite components, functional materials, energy creation and sensors into a single base for researching and developing technology essential to long-term human habitation within closed environments in space and elsewhere.

There has also been praise recently for TUS’ work on complex disasters and research into wearable devices using biofuel cells.

TUS is one of the oldest private universities in Japan and now among the largest, with almost 19,000 students. It is staging a recovery in the



rankings after a protracted decline.

Ten years ago, it was well inside the top 300 in the QS world rankings, compared with a position outside the top 750 this year.

Sophia University is the only other Japanese university in the Asian top 200 to have improved its position.

That said, 15 of the country’s institutions joined the expanded ranking this year.

The highest-placed of them is the University of Electro-Communications, a non-profit public higher-education institution located in the city of Chofu, near Tokyo, which is in Asia’s top 40 for the number of papers produced by each faculty member.

Citations needed

Overall, Japan has fallen further behind China in all the research and reputational measures. It averages 4.2 citations per paper –



UNIVERSITAS HASANUDDIN

"A Hub for Humanity"

#Humaniversity

#Communiversi

www.unhas.ac.id






made in UiTM made for the world

We are working together with remote communities of the Malays and 'Orang Asli' for a sustainable tomorrow through the community-based ecotourism (CBE) initiative led by the Sustainable Community Development Centre. The initiative which involves resource management, community dynamics, and business creation serves as a model that can be replicated in other parts of the country in an effort to make villages and remote communities biologically, culturally and economically sustainable.

these are the.global.goals / rewrite the possibilities,
repurpose our creations.



compared with 4.5 last year – while China averages 6.9 citations per paper, compared with 6.0 in the 2020 ranking. Singapore averages 8.15 citations per paper, up from 7.7 last year.

The trend is repeated in other indicators. The top 10 institutions in Japan have an average ratio of 9.6 research papers per faculty member, for example, whereas the top 10 in China average 11.1. China saw over 20 percent growth in citations from institutions in the top 500 in the Asian rankings for 2020 and 2021. This figure is six percent for Japan.

Japan also lags behind other countries in the region, including Malaysia, India and China, on QS's measures of internationalization. This is particularly significant in the regional rankings, which include measures of inbound and outbound student exchanges, as well as one for international research networks.



While there are individual success stories – Tokyo’s international research network is the fifth most extensive in Asia, for example - there are still significant opportunities for improvement for the country’s institutions.

Back to the future

A decade ago, Japan was the clear leader in the QS Asia ranking, with five universities in the top 10 and eight in the top 20. The country provided a quarter of all the universities in the top 100, led by Tokyo in fourth place.

Within five years, however, there were no Japanese universities in the top 10 and 10 fewer in the top 100. Instead, it was China that had a quarter of the top 100 universities, with three in the top 10.

The declines are curious, as they came in spite of government initiatives from as far back as 2008 to internationalize the country’s universities and improve global competitive.

The Global 30 program eventually focused on 13 universities, offering incentives to teach degrees in English in order to increase the number of international students and recruit academics who would also publish in English.

A long-term target was set for Japanese universities to enroll 300,000 international students by 2020 and, before the pandemic hit recruitment, it was close to meeting it. There were 228,000 overseas higher education students in 2019, with another 83,000 on language colleges.

But a subsequent government target to have at least 10 universities in the top 100 of the world rankings by 2023 remains a challenge.

To do so requires doubling the number in the latest QS World University Ranking (WUR), where only Tokyo, Kyoto, Tokyo Institute of Technology, Osaka and Tohoku featured at this level.

Emerging players

Yoshihide Suga has shown a eagerness to shake up the university system since becoming Japan’s Prime Minister in September, 2020. So far, he has rejected six nominations for the Science Council, insisting instead that the body should include more from private universities and younger generations.

The new plans revealed by The Yomiuri Shimbun would help to shore up the national universities’ finances, as well as increasing their international reach, at a time when the number of prospective Japanese students continues to decline.

Already, nearly a quarter of the population is over 65 and by 2050, the proportion is expected to reach, or exceed, a third.

The national universities, which include Tokyo and Kyoto, have seen their enrolment held below 100,000 since 2005, with 13,000 of their students from outside Japan in 2019.

Tiny microbes seed sustainable solutions



World-leading scientists at Deakin University have discovered how to unlock the powerful potential of microbes in agriculture and bioremediation.

At the TERI-Deakin Nanobiotechnology Centre (TDNBC) in India, a team has launched a ground-breaking process that uses micro-organisms to both extract contaminants from polluted soil and transform these contaminants into organic 'super' seeds for farming.

'Many farming soils worldwide are low in zinc and iron,' said Professor Colin Barrow, Deakin project leader and Deakin's Chair of Biotechnology.

The knowledge developed solves three problems at the same time. Naturally selected microbes extract iron and zinc from mining waste. The microbes then produce environmentally-friendly nanoparticles that can be used for seed coatings that deliver bioavailable iron and zinc to plants. This then improves zinc and iron levels in the soil for the longer term and helps enhance plant productivity.'

Professor Alok Adholeya
TERI-Deakin Nanobiotechnology Centre, New Delhi India




The technology has been established at the TDNBC facility in New Delhi, from where the super-charged nano zinc and iron are made available to farmers around India and the world. Deakin University student Ankita Bedi, now graduated, was the student lead for this project at the TDNBC, where several world-leading nanobiotechnology research innovations have been developed.

A joint initiative with India's Energy and Resources Institute (TERI), the TDNBC currently supports 34 PhD scholars and over 70 staff. It has established a reputation across India for its innovative contributions to soil health, food security and bio-refinery platforms. Its low-cost, high-tech solutions have potential applications across the globe – and offer hope for a more sustainable future for us all.

Find out more:
deakin.edu.au/research

Deakin University CRICOS Provider Code: 00113B



The Education, Culture, Sports, Science and Technology Ministry hopes a relaxation of recruitment limits will allow the national universities to attract more talented foreign students, improving their research capabilities and boosting international recognition. Its officials will check in advance that universities have sufficient staff and facilities to cope with increased enrolment.

Fees at national universities are currently held at ¥535,800 for both Japanese and foreign students, although the international charge can be increased by up to 20 percent at the university's discretion. These rates are also likely to rise in 2022.

Most international students in Japan come from elsewhere in Asia. Over 40 percent came from China in 2019, with almost 20 percent from

Vietnam, eight percent from Nepal, seven percent from South Korea and 3 percent from Taiwan.

Japan has been working on plans to reopen its borders to international students returning from selected countries in the region, with new recruits to follow. There have also been discussions on switching the start of the academic year from April to September.





THINK BIG

POSTECH, as **Korea's first research-oriented university**, was founded to conduct cutting-edge research and to raise global leaders.

Recognized for its excellence internationally, POSTECH has ranked as **world's third best small university** for two consecutive years.

Today, POSTECH is a **pioneer in groundbreaking research** and continues to be an entrepreneurial university that nurtures fearless thinkers for the world.

GO

TOGETHER



You're the most brilliant one.
Become one of us!

INSPIRE TALENTS

We welcome apples of all kinds
from every corner.



LEADERSHIP
KMU, the maker of
Guidance for hepatitis
C treatment.



HUMANISM
KMU, the value
guardian of medical
humanities.



MULTITALENT
KMU, the best interdisciplinary
medical academy in the
Asia Pacific.

College of Dental Medicine

School of Dentistry
Department of Oral Hygiene

Asia Rankings Overview

By Dr Andrew MacFarlane,
Rankings Manager, QS Quacquarelli Symonds

Welcome to the QS World University Rankings: Asia Region 2021, our annual insight into the top performing institutions in the Asia region.

In what has been a challenging year for the higher education sector across the globe, the level of engagement we have seen from institutions in the Asia region has been tremendously encouraging.

We aim to provide students with our original data and insights to help empower them to make the best decisions for themselves. To do this, we rely on the support of institutions in the region to ensure that their data is up-to-date, accurate and full. The institutions we evaluated this year worked hard with us to verify data and check accuracy and we are grateful for these efforts. We recorded a six percent increase in submitted data from the previous year, a testament to the continued engagement from institutions in the region.

As ever, we strive to represent universities across the world and this year we have been able to rank 650 institutions, up from 550 the previous year. This increase is not only a result of more sustained efforts around data collection and institutional engagement, but a sign that absolute performance, in terms of reputation, research, and teaching is on the rise.

To add further support to this, we have seen an average increase of six percent in papers and 17 percent in citations this year from the top 300 in the region. The majority of the research being produced is in the Life Sciences and Natural Sciences, accounting between themselves for over 60 percent of all citations. There is a clear push in the region to intensify research, and this is paying off in terms of overall performance.

We have maintained a consistent methodology this year. This allows students and

institutions alike to benchmark historical performance more easily. Therefore, we can begin to look at what the top performing institutions have in common, and some areas for growth from emerging institutions.

In line with any QS ranking, reputation forms a crucial component of the success of the top institutions. Encouragingly from the region, we have seen solid year on year increases in the international nominations received in our Academic Reputation surveys.

We saw an increase in academic nominations of 24 percent between our 2019 and 2020 ranking, and a further 10 percent increase between our 2020 and 2021 ranking. The majority of the nominations in the region are coming from Engineering and Technology, which when taken together with the increase in citations in this field, indicates a strong focus on sciences from the region.



SHANGHAI UNIVERSITY



QS RANKING



16th 2021 QS World University Ranking (Mainland China)

SHANGHAI UNIVERSITY

A GLORIOUS CITY, A DYNAMIC UNIVERSITY



Like the city of Shanghai, the university has undergone dramatic changes in the past few decades, evolving into a multicultural community with tremendous opportunities and resources.

CULTURE



DEGREE EXPERIENCE



FACULTY

753 Professors
1113 Associate Professors



STUDENTS

19953 Undergraduate Students
17063 Postgraduate Students
3201 International Students

LANGUAGE



CAREER OPPORTUNITY



COLLEGES AND SCHOOLS

Top 1% Disciplines by ESI Ranking

- | | | |
|------------------|------------------|--------------------------|
| Engineering | Physics | Biology and Biochemistry |
| Material Science | Mathematics | Environmental Ecology |
| Chemistry | Computer Science | Social Sciences |



PROGRAMS

91 Undergraduate
180 Graduate
95 Doctoral



CONTACT INFORMATION

2nd Floor, Administration Building
99 Shangda Road Shanghai 20444 P.R.China

Tel: +86-21-66136672
Fax: +86-21-66743200

Email: international@oa.shu.edu.cn
Website: <http://en.shu.edu.cn>



Reputation is a hard-earned metric that takes time to build and effort to nurture. Institutions that score well in this tend to have well-rounded faculty offerings, a strong culture of research, and well-established global partnerships. Institutions with strong scores in reputation also tend to score well in our other indicators, bolstering the unsurprising truth that well-rounded institutions offer high quality education to their students.

Equipping students for life after graduation is an especially important role for institutions, particularly as many students face uncertain futures. In our annual QS Global Employer Survey, we looked at the skills most important to employers in the Asia region, and the skills of graduates that they are least satisfied with.

Communication, teamwork, and problem solving were consistently high in demand. Some country specific differences emerge in the skills that employers are least

satisfied with. In Japan, we see a general dissatisfaction with graduates' leadership and negotiating skills, whereas in China, the creativity of graduates was a clear skills gap.

In our 2020 Pulse survey, 60 percent of employers said that flexibility and adaptability of graduates have become even more relevant due to the ongoing pandemic.

It is paramount that institutions prepare their students for the realities of the global workplace. By ensuring that work experience is woven into the fabric of their education, as well as integrating these soft skills into the learning experience, institutions will be supporting their students' futures in the region and beyond.



香港城市大學
City University of Hong Kong

ENRICHING THE WORLD

One of the world's most rapidly developing universities.

Operating at the interface of science, technology, and engineering.

Supporting socio-economic development and greater sustainability.

City University of Hong Kong enriches the world around us.





QS Student Insights Tracker

Student mindsets and decisions from the International Student Survey (ISS)

- Preferences for education delivery options and mode of study
- Opinions on new learnings formats and the future of education
- Desired university support for the education experience and career planning
- Motivations, reservations, and selection criteria for studying abroad and choosing a university
- Influencers, information sources, and communication preferences
- Career aspirations

Online behavior and interaction from TopUniversities.com and TopMBA.com

- Interest in various subjects and study destinations over time
- Demographic characteristics of candidates
- Content consumption
- Technology profile

Education landscape information by trusted sources

- Population trends by target age segment
- Higher education enrollment and graduation detail
- Student mobility patterns



UAEU

جامعة الإمارات العربية المتحدة
United Arab Emirates University



INNOVATE THE FUTURE








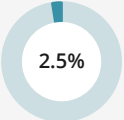
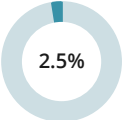
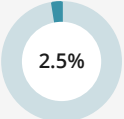



www.uaeu.ac.ae

"The University of the Future"

METHODOLOGY: INDICATORS & WEIGHTINGS


The **QS World University Rankings : ASIA** have been published since 2009. The method retains key indicators of the global ranking, such as Academic Reputation, Employer Reputation, and Faculty to Student Ratio, but also considers a set of performance metrics carefully tailored for the region.

 <p>30.0%</p>	<p>Academic Reputation Taken from the annual survey conducted by QS designed to evaluate the perceptions of academics from around the world regarding the best institutions in terms of research. This year, over 102,500 responses were recorded globally.</p>
 <p>20.0%</p>	<p>Employer Reputation Taken from the annual QS survey aimed at gathering the views of employers around the world on the institutions providing the best professionals. This year around 52,000 responses were analysed.</p>
 <p>10.0%</p>	<p>Faculty Student This is the ratio between the number of academic staff and number of students. A higher number of teachers per student is an indirect indicator of the commitment of the institutions to high-quality teaching.</p>
 <p>5.0%</p>	<p>Staff with PhD This indicator attempts to assess the quality of training of the academic staff, detecting the proportion of them that have reached the highest level of education in their area of expertise. This is an indirect measure of the commitment of universities to high-quality teaching and research.</p>
 <p>10.0%</p>	<p>Citations per Paper This ratio measures the average number of citations obtained per publication, and is a proxy of the impact and quality of the scientific work done by universities. Underlying data of papers and citations is indexed by Scopus. The paper and citations counts are normalized in an attempt to equalize the influence of citations across the five broad faculty areas.</p>
 <p>5.0%</p>	<p>Papers per Faculty This indicator seeks to determine the average number of scientific publications (papers) produced per faculty and evaluates the productivity of research institutions. Data is extracted from Scopus. Indexed papers in the last five full years are used (from 2014 to 2018 for the 2021 edition). The paper count is normalized, ensuring that citations achieved in each of the five broad faculty areas are weighted equally.</p>
 <p>10.0%</p>	<p>International Research Network Using data provided by Scopus, this indicator assesses the degree of international openness in terms of research collaboration for each evaluated institution. The Margalef Index, widely used in the environmental sciences, has been adapted to estimate the richness of the selected international research partners for a given institution.</p>
 <p>2.5%</p>	<p>International Faculty The International Faculty Index is simply based on the proportion of faculty members that are international. It is a proxy measure for how internationally attractive the university is to academic staff.</p>
 <p>2.5%</p>	<p>International Students The International Students Index is based on the proportion of students that are international. It is a proxy measure for how internationally attractive the university is to students.</p>
 <p>2.5%</p>	<p>Inbound Exchange Students Total number of students attending your university on international exchange programs for at least 1 semester in the last annual reporting period.</p>
 <p>2.5%</p>	<p>Outbound Exchange Students Total number of students registered who have attended another university on an exchange program for at least 1 semester in the last annual reporting period.</p>

2021

Institution Name	Country/Territory	Academic Reputation	Employer Reputation	Faculty Student	Staff with PhD	Papers per Faculty	Citations per Paper	International Research Network	International Faculty	International Students	Inbound Exchange	Outbound Exchange	Overall
1 NATIONAL UNIVERSITY OF SINGAPORE (NUS)	SG	100	100	97.9	91.2	55.4	99.9	100	100	98.1	100	100	100
2 TSINGHUA UNIVERSITY	CN	100	100	98.7	99.4	82.7	95.5	96.5	95.2	74.8	56.2	70	98.5
3 NANYANG TECHNOLOGICAL UNIVERSITY (NTU)	SG	99	99	98.2	53.4	64.2	100	100	100	97.4	100	100	98.2
4 UNIVERSITY OF HONG KONG (HKU)	HK	100	96	94.6	95.7	46.3	93.9	99.2	100	100	100	100	98
5 ZHEJIANG UNIVERSITY	CN	93	99	97.2	100	74.9	82.9	98.7	100	96.6	100	100	97.2
6 FUDAN UNIVERSITY	CN	99	100	97.9	71.1	47.9	98.2	91.3	100	88.5	99.9	98.6	96.7
7 PEKING UNIVERSITY	CN	100	100	90	66.1	58.2	97.9	98.5	98.9	79.8	77.5	100	96.6
8 THE HONG KONG UNIVERSITY OF SCIENCE AND TECHNOLOGY (HKUST)	HK	99	91	82.3	90.8	69.9	100	83.8	100	99.8	100	100	95.2
9 UNIVERSITI MALAYA (UM)	MY	92	97	93.6	87.7	50.8	88.1	100	98.7	89.1	100	99.9	94.6
10 SHANGHAI JIAO TONG UNIVERSITY	CN	98	99	76.5	80	92.6	73.3	98.7	97.8	69.3	93.1	90	94.1
11 KOREA UNIVERSITY	KR	95	99	95.2	97.5	37.5	86.3	98.3	43.8	90.7	99.5	97.5	94
12 KAIST - KOREA ADVANCED INSTITUTE OF SCIENCE AND TECHNOLOGY	KR	99	97	85.1	100	97.6	95.7	74.8	64.9	36.3	89.4	50.9	93.2
13 THE CHINESE UNIVERSITY OF HONG KONG (CUHK)	HK	99	85	75.2	76	52.8	98.9	95.4	100	99.9	100	97.4	92.8
14 SEOUL NATIONAL UNIVERSITY (SNU)	KR	100	100	96.7	88.7	61.2	82.9	94.7	52.4	41.6	64.8	36.7	92.5
15 THE UNIVERSITY OF TOKYO	JP	100	100	98.4	89.2	83.1	59.2	99.8	31.8	70.1	40.5	44.8	91.7
16 SUNGKYUNKWAN UNIVERSITY	KR	88	95	95.2	100	43.9	95.8	87.9	55.8	83.4	100	99.1	91.6
17 KYOTO UNIVERSITY	JP	100	100	99.2	94.5	57.2	64.3	99.8	46.3	59.6	48.1	7.9	90.6
18 CITY UNIVERSITY OF HONG KONG	HK	88	67	97.1	93.4	76.6	99.9	93.7	100	100	100	100	90.1
19 NATIONAL TAIWAN UNIVERSITY (NTU)	TW	100	98	51.7	88.9	66.1	76.7	95.8	53.7	77.5	84	84.6	89.8
20 TOKYO INSTITUTE OF TECHNOLOGY	JP	95	99	94.4	97.1	91.3	38.8	97.9	69.9	72.7	76.5	27.7	89.7
21 YONSEI UNIVERSITY	KR	91	98	95.3	93.3	37.3	73.6	83.7	35.8	85.8	100	95.5	89.3
22 OSAKA UNIVERSITY	JP	98	96	91.7	86.3	69.5	37.1	93.9	56.3	47.7	51.1	70.5	86.7
23 TOHOKU UNIVERSITY	JP	94	93	99.8	92.8	66.5	38.1	97.3	35	54.3	42.5	82	86.1
24 HANYANG UNIVERSITY	KR	76	96	90.5	90.4	36.1	80	85.3	61.9	77.3	99.3	99.6	84.8
25 THE HONG KONG POLYTECHNIC UNIVERSITY	HK	90	72	91.1	3.6	44.8	97.5	93.7	100	99	91.5	75.1	83.7
26 POHANG UNIVERSITY OF SCIENCE AND TECHNOLOGY (POSTECH)	KR	74	82	100	100	95.8	99.6	47	78.8	11.4	97	97.6	82.6
27 UNIVERSITY OF SCIENCE AND TECHNOLOGY OF CHINA	CN	85	51	90.9	94.6	96.8	99.7	88.2	63.8	24.2	33.5	94.3	80.7
28 UNIVERSITI PUTRA MALAYSIA (UPM)	MY	75	82	89.8	100	43.9	24.1	99.8	96.3	99.5	100	100	79.8
29 HOKKAIDO UNIVERSITY	JP	85	87	92.4	94.6	55.3	38.2	98.8	50.8	52.7	23.4	8.8	79
30 NANJING UNIVERSITY	CN	89	56	37.4	66.7	81.1	98.9	95.9	99.1	35.6	97.9	89.2	78.8
31 KYUSHU UNIVERSITY	JP	85	89	96.1	87.6	54	35.9	96.7	42.2	61.1	21.4	5.7	78.8
32 NAGOYA UNIVERSITY	JP	88	81	97.6	85.9	62	33.2	87.1	43.3	61.1	47	14.7	78.2
33 NATIONAL TSING HUA UNIVERSITY	TW	80	86	46.7	94	65.5	84.3	80.4	54.3	56.5	69.6	47.4	78.2
34 UNIVERSITI SAINS MALAYSIA (USM)	MY	80	87	89.8	57.1	35.2	21	99.9	83.2	88	51.6	5.2	75
35 UNIVERSITI KEBANGSAAN MALAYSIA (UKM)	MY	80	83	98.8	22.9	27.6	11.3	99.3	75.4	85.5	83.5	81.8	74.4
36 KYUNG HEE UNIVERSITY	KR	53	69	96.9	100	21.5	71.6	94.9	46.7	86.7	100	99.9	72.5
37 INDIAN INSTITUTE OF TECHNOLOGY BOMBAY (IITB)	IN	82	94	48.6	100	87.2	30.6	86.7	10.7	4.2	14.7	8.1	72.4
38 WUHAN UNIVERSITY	CN	70	83	21.7	76.4	61.7	82.8	89.8	91.9	32.4	38.9	92.4	72.4
39 UNIVERSITI TEKNOLOGI MALAYSIA (UTM)	MY	64	82	80.3	52.8	53.6	33.9	99.7	69.9	95.3	85.5	33.7	71.3
40 WASEDA UNIVERSITY	JP	88	99	41.1	5.2	13	19.5	85.7	75.1	82	58.5	79.3	71.2
41 SUN YAT-SEN UNIVERSITY	CN	66	65	73.5	98.3	29.1	94.3	97.3	28.8	24.9	15	58.1	71
42 NATIONAL CHENG KUNG UNIVERSITY	TW	73	87	48	84.5	55.3	45.1	69.5	48.7	65.4	53.6	58.3	70.1
43 CHULALONGKORN UNIVERSITY	TH	91	88	39	61.6	15.3	21.8	95.4	42.6	9.1	46.1	34.4	69.6
44 MAHIDOL UNIVERSITY	TH	71	74	84.8	95.9	11.3	32.9	91.1	25.7	22.4	93.8	43.3	69
45 KEIO UNIVERSITY	JP	81	98	76.9	1	16.4	22.9	75.4	36.1	42	52.4	26.3	68.2
46 NATIONAL CHIAO TUNG UNIVERSITY	TW	59	86	54.3	91.8	77.1	31.8	49.3	73.6	66.2	74.8	73.8	65.9
47 INDIAN INSTITUTE OF TECHNOLOGY DELHI (IITD)	IN	76	90	38.1	86	93.8	40.9	55.3	5.3	3.5	4.5	7.1	65.7
48 NATIONAL TAIWAN UNIVERSITY OF SCIENCE AND TECHNOLOGY	TW	52	58	74.6	50.9	48.8	76.3	76.1	62.2	83.7	99.1	81.4	64.8
49 UNIVERSITY OF TSUKUBA	JP	65	42	84.2	87	43.3	25.5	97.7	45	71.7	56.8	75.6	63.3
50 INDIAN INSTITUTE OF TECHNOLOGY MADRAS (IITM)	IN	65	80	42.2	100	90.1	22.1	76.2	6.2	3.7	21	10.2	61.9

2021	Institution Name	Country/Territory	Academic Reputation	Employer Reputation	Faculty Student	Staff with PhD	Papers per Faculty	Citations per Paper	International Research Network	International Faculty	International Students	Inbound Exchange	Outbound Exchange	Overall
51	BEIJING NORMAL UNIVERSITY	CN	70	25	40.8	89.8	60	80	91.8	64.4	73.6	11.7	35	61.1
52	XI'AN JIAOTONG UNIVERSITY	CN	51	69	39.8	28.9	88.1	65.5	90.9	43.5	30.6	17.6	85	60.9
53	TONGJI UNIVERSITY	CN	63	23	29.7	65.2	79.8	62.2	90.1	100	73.1	98.4	100	60.2
54	EWHA WOMANS UNIVERSITY	KR	47	46	92.6	98	13.7	84.7	39.6	25.7	75.5	98.1	95.1	59.6
55	HUAZHONG UNIVERSITY OF SCIENCE AND TECHNOLOGY	CN	44	62	20.8	83	68.8	88.3	94.6	37.3	21.9	16.6	36.6	57.9
56	INDIAN INSTITUTE OF SCIENCE (IISC) BANGALORE	IN	62	43	65.6	100	100	55.8	65.6	2.3	4.1			57.7
57	UNIVERSITAS GADJAH MADA	ID	74	75	74.8	1	4.6	1.4	41.3	92	7.2	81	52.8	56.6
58	INDIAN INSTITUTE OF TECHNOLOGY KHARAGPUR (IITKGP)	IN	53	71	28.7	100	95.1	40.5	70.2	13.6	1.6	1.3	12.3	56.2
59	UNIVERSITY OF INDONESIA	ID	72	83	48.1	1.3	7.4	1.2	33.5	100	13	96.5	98.8	56
60	RENMIN (PEOPLE'S) UNIVERSITY OF CHINA	CN	50	71	30.7	90.9	9.3	86.5	47.7	20.5	20.5	14	59.2	55.1
61	NATIONAL TAIWAN NORMAL UNIVERSITY	TW	59	29	83.9	59.4	15.2	41.3	53.7	37.8	83	93.6	75.6	54
62	BANDUNG INSTITUTE OF TECHNOLOGY (ITB)	ID	70	76	68.6	37.7	19	1.4	33.4	82.4	5	13.4	13.7	53.8
63	HARBIN INSTITUTE OF TECHNOLOGY	CN	48	23	64.7	69.1	95.5	61.3	93.6	28.5	33.2	15.3	36.5	53.6
64	HONG KONG BAPTIST UNIVERSITY (HKBU)	HK	41	33	52.5	32.3	40.4	98.9	38.1	100	100	99.3	98.9	52.8
65	CHUNG-ANG UNIVERSITY	KR	32	58	88.5	92.2	16.9	41.4	38.3	43.2	73.1	95.7	94.3	52.7
66	KOBE UNIVERSITY	JP	51	66	68.6	45.1	32.9	16.9	73.8	21.2	36.3	34.1	11.6	52.4
67	NATIONAL CENTRAL UNIVERSITY	TW	46	43	44.1	95.1	52.6	38.7	75.9	44.7	64	69.1	27.5	52.3
68	XIAMEN UNIVERSITY	CN	53	20	33.7	52.8	41.2	97.9	83.6	19.3	16.1	90.5	29.8	51.6
69	UNIVERSITY OF THE PHILIPPINES	PH	65	72	63.6	1	4.1	7.6	81.5	2.4	3.4	5.1	3.1	51.2
70	UNIVERSITI TEKNOLOGI PETRONAS (PETRONAS)	MY	30	60	43.7	69.3	77	8.2	77.1	99.9	67.7	86.8	72.3	51
71	UNIVERSITY OF DELHI	IN	66	71	9	31.1	37.6	32.6	76.4	3.4	5			50.7
72	INDIAN INSTITUTE OF TECHNOLOGY KANPUR (IITK)	IN	58	66	22.7	100	91.5	32.8	29.9	2.6	2.3	8.7	7.9	50.7
73	NATIONAL SUN YAT-SEN UNIVERSITY	TW	52	43	45.4	100	62.2	35.6	30.2	45.2	37.7	89.6	56.5	50.6
74	NANKAI UNIVERSITY	CN	50	14	39.5	94.9	41.7	99.9	65.7	51.7	26.6	15.8	57.1	50.4
75	UNIVERSITI BRUNEI DARUSSALAM (UBD)	BN	34	27	99.3	77.1	15.2	26.4	59.8	100	96.5	100	100	50.2
76	NATIONAL UNIVERSITY OF SCIENCES AND TECHNOLOGY (NUST) ISLAMABAD	PK	39	81	91	1.1	17.4	27	69.5	8.4	19.9	2.4	16.6	50.1
77	HIROSHIMA UNIVERSITY	JP	48	33	96.2	46.2	26.8	21.3	91.9	41.3	55.9	11.1	4.8	50
78	SOGANG UNIVERSITY	KR	40	72	57.5	57.2	19.4	37.2	20.9	30.2	65	92.8	73.7	49.8
79	TIANJIN UNIVERSITY	CN	41	12	30.3	84.1	87.9	79.5	80	24.6	17.3	99	90.1	49.4
80	SHANGHAI UNIVERSITY	CN	51	24	72.6	55.4	28	47.5	67	90.2	23.9	55	24	49.3
81	JAWAHARLAL NEHRU UNIVERSITY	IN	57	31	76.7	100	39.8	52	41.4		15.5	6.1	2.4	49.2
82	EAST CHINA NORMAL UNIVERSITY	CN	34	8	42.8	63.9	32.7	87	85.1	99.1	70.4	100	89.8	48.4
83	SEJONG UNIVERSITY	KR	24	47	26.9	82.1	31.1	82	78.7	64.1	60.5	53.7	54.9	48.3
84	JILIN UNIVERSITY	CN	35	47	60.6	31.6	27	82.5	77.8	42.9	9.4		20.6	48.1
85	UNIVERSITY OF CHINESE ACADEMY OF SCIENCES	CN	48	7	5.3	100	100	83.2	99.5	75.3	9.6			48.1
86	SHANDONG UNIVERSITY	CN	36	40	28.1	87.5	71.7	71.6	72.4	29.7	18.5	36.7	22.9	48
87	SICHUAN UNIVERSITY	CN	40	11	41.2	93.6	56.4	66.2	86.1	72	26	46.5	75.8	47.8
88	NATIONAL TAIPEI UNIVERSITY OF TECHNOLOGY	TW	28	60	46.4	100	56.1	38.8	27.1	65.4	62.1	78.1	65.6	47.8
89	TAYLOR'S UNIVERSITY	MY	33	78	74.3	1.2	9.1	18.4	12	93.8	99.6	67.5	95.9	46.7
90	TAIPEI MEDICAL UNIVERSITY	TW	25	31	95.2	99.8	32	51.8	25.6	55.6	54.8	100	100	46.6
91	HITOTSUBASHI UNIVERSITY	JP	40	95	35.4	17.4	8.5	12	13.6	59.8	61.6	86.8	55.3	46.5
92	HUFS - HANKUK (KOREA) UNIVERSITY OF FOREIGN STUDIES	KR	29	56	93.4	83.5	3.3	10	10.4	82.6	86.3	100	100	46.3
93	UNIVERSITY OF MACAU	MO	27	18	29.6	70.6	60.4	85.9	80.3	100	100	26.3	48.7	46.1
94	GWANGJU INSTITUTE OF SCIENCE AND TECHNOLOGY (GIST)	KR	28	16	53	100	100	82.1	50.5	45.7	27.7		95	45.8
95	NATIONAL CHENGCHI UNIVERSITY	TW	41	60	38.7	90.8	7.5	21.6	5.2	40.6	91.7	99.4	99.6	45.5
96	DONGGUK UNIVERSITY	KR	25	24	93.1	59.6	13.1	59.9	53.2	34.3	74.3	94.1	99.7	45.3
97	PUSAN NATIONAL UNIVERSITY	KR	42	39	36.4	90.9	40.7	40	62.7	31.7	33.6	22.3	31.2	44.9
98	BEIJING INSTITUTE OF TECHNOLOGY	CN	45	29	54.1	34.1	74.4	48	48	14.1	32.2	25.6	71.3	44.6
99	SINGAPORE MANAGEMENT UNIVERSITY	SG	28	48	18.7	15.9	22	98	19	100	94.4	100	100	44.6
100	ULSAN NATIONAL INSTITUTE OF SCIENCE AND TECHNOLOGY	SK	21	13	85.6	100	89.9	100	20.3	97.9	41.1	15.2	8.4	44.3



OASES OF SCIENCE & KNOWLEDGE



2021

Institution Name	Country/Territory	Academic Reputation	Employer Reputation	Faculty Student	Staff with PhD	Papers per Faculty	Citations per Paper	International Research Network	International Faculty	International Students	Inbound Exchange	Outbound Exchange	Overall	
101	KONKUK UNIVERSITY	KR	20	34	81	58.5	17.9	58.6	63.8	27	48.9	75.2	89.9	44.2
102	CHIANG MAI UNIVERSITY	TH	59	55	18	63.5	13.1	8.2	60	25.1	14.2	18.2	10.8	44.2
103	INDIAN INSTITUTE OF TECHNOLOGY ROORKEE (IITR)	IN	33	44	14.4	98.2	99.6	56.9	64.5	1	9.9	1.2	3.3	43.8
104	KYUNGPOOK NATIONAL UNIVERSITY	KR	32	34	68.4	74.6	30.3	36.1	73	18.2	27.9	29.6	43.1	43.5
105	UCSI UNIVERSITY	MY	24	61	71.1	1	5.4	63.7	21.8	82.5	99.3	71.7	15.4	43.3
106	QUAID-I-AZAM UNIVERSITY	PK	32	48	2.4	7.7	94.1	80.8	88.6	8.2	3.5	2.3	3	43.2
107	UNIVERSITI UTARA MALAYSIA (UUM)	MY	34	42	55.3	71.1	23.9	3.2	42.9	61	98.5	99.9	65.1	42.8
108	UNIVERSITI TEKNOLOGI MARA (UITM)	MY	44	77	17.5	1.1	15	2.2	91.7	6.5	3.9	19	6.2	42.7
109	SOUTHEAST UNIVERSITY	CN	29	11	48.1	81.3	74.5	59	91.2	29.4	19.1	6.8	30.1	42.1
110	JEONBUK NATIONAL UNIVERSITY	KR	26	19	69.3	60.4	24.8	53.9	73.2	21.4	32.6	67.7	71	41.7
111	THAMMASAT UNIVERSITY	TH	48	70	45.2	28.8	5.2	5.7	15	46.8	5.6	54.2	42.6	41.5
112	NATIONAL CHUNG HSING UNIVERSITY	TW	36	36	37.5	94.9	36.5	41	31.3	23.8	31	41.3	36.8	40.2
113	NATIONAL YANG MING UNIVERSITY	TW	35	38	100	8.6	45.8	51.3	19	16.2	25.6	5.7	3.5	40.1
114	BEIHANG UNIVERSITY	CN	35	14	36.7	66.6	93.5	40.9	66.4	26.9	23.5	23	33.1	39.5
115	UNIVERSITY OF SCIENCE AND TECHNOLOGY BEIJING	CN	41	13	18.1	68.1	96.3	46.8	66.2	10.9	14.1	9.7	46.7	39.2
116	SOUTHERN UNIVERSITY OF SCIENCE AND TECHNOLOGY	CN	9	2	100	100	25.4	97.2	42.2	90.7	4.9	64.9	23	39.1
117	INDIAN INSTITUTE OF TECHNOLOGY GUWAHATI (IITG)	IN	29	37	20.4	100	98.4	36	55.2		3.4	6.5	7	38.7
118	IPB UNIVERSITY	ID	40	49	62.2	29.8	5.3	1.7	28	95.1	12.3	50.3	37.5	38.6
119	SOUTH CHINA UNIVERSITY OF TECHNOLOGY	CN	30	10	24.5	33.3	76.4	93.9	68.7	39.9	20.7	4.9	18.1	38.4
120	LINGNAN UNIVERSITY (HONG KONG)	HK	18	21	33	94.5	25.1	68.8	15.7	100	95.1	100	100	38.3
121	LAHORE UNIVERSITY OF MANAGEMENT SCIENCES (LUMS)	PK	32	81	34.4	5	12.6	23.7	25.4	39.9	5.7	4.8	10.1	37.5
122	TOKYO MEDICAL AND DENTAL UNIVERSITY	JP	27	16	100	72.8	31.3	41.8	34.2	6.8	50.7	20.7	14.6	37.4
123	INTERNATIONAL ISLAMIC UNIVERSITY MALAYSIA (IIUM)	MY	38	42	24.1	5.9	14.9	2.1	84.5	69.3	96.9	7.5	4.9	37.4
124	AIRLANGGA UNIVERSITY	ID	46	61	52.7	1	2.8	1.2	7.2	57.1	5.6	41.2	48.4	37.2
125	SHENZHEN UNIVERSITY	CN	17	6	72.6	68.8	15.2	79.8	81.4	45.5	4.5	5.5	9.7	36.5
126	INHA UNIVERSITY	KR	16	27	89.6	2.2	17.7	56	40.3	16.2	38	71.1	88.4	36.2
127	NORTHWESTERN POLYTECHNICAL UNIVERSITY	CN	13	6	74.2	78.9	57.9	34.8	70.3	68.9	21.7	60.7	60	36.1
128	UNIVERSITI TEKNOLOGI BRUNEI	BN	26	25	98.1	15.4	15.7	40.5	7.3	100	35.4	15.1	99.9	36.1
129	UNIVERSITY OF SEOUL	KR	30	26	44.4	79.8	17.2	39.1	22.7	14.6	26	87.6	84.2	36
130	CHIBA UNIVERSITY	JP	35	18	85.1	45.2	31.5	19.6	50.5	20.2	23.4	10.8	4.9	35.8
131	CHONNAM NATIONAL UNIVERSITY	KR	23	13	47.7	88.1	29.8	59.7	47	25.1	35	43.4	50.4	35.7
132	HUNAN UNIVERSITY	CN	18	18	23	65.9	46.9	99.3	60	19.4	13.7	11.8	25.7	35.6
133	UNIVERSITI MALAYSIA PAHANG (UMP)	MY	24	28	23.1	89.1	35.5	23.7	52.8	88.7	40.2	37.9	49.7	35.5
134	UNIVERSITY OF DHAKA	BD	36	61	19.9	1	4.6	20.9	64.6	3.8	1.5	6.4	2.4	35.4
135	ATENEO DE MANILA UNIVERSITY	PH	38	68	53.7	1	3.7	5.9	9.3	10	16.8	26.1	35.2	35.2
136	TOKYO UNIVERSITY OF AGRICULTURE AND TECHNOLOGY	JP	30	17	20.4	97	92.7	15.7	62.9	11.8	25.7	35.5	20.2	35.1
137	TOKYO UNIVERSITY OF SCIENCE	JP	28	49	15.9	72.9	47.5	21.8	48.6	33.4	10.3	2	2.5	35
138	JINAN UNIVERSITY (CHINA)	CN	12	4	14.1	42.1	51.5	74.8	92.1	93.3	99.7	28.9	38.2	34.7
139	MANAGEMENT AND SCIENCE UNIVERSITY	MY	28	48	55.3	1	1.9	3.2	1.6	96.4	86.2	96	98.4	34.6
140	UNIVERSITY OF ULSAN	KR	16	7	80.6	66.1	39.2	74.2	47.8	9.1	19.3	15.8	18.6	34.4
141	RITSUMEIKAN UNIVERSITY	JP	29	76	11.5	10.1	9.9	5.5	24.2	69.3	38.9	19.3	34.9	34.2
142	UNIVERSITY OF HYDERABAD	IN	27	14	54.4	99.9	70.5	39.2	35.8	5.1	7.9			33.8
143	DALIAN UNIVERSITY OF TECHNOLOGY	CN	24	5	19.4	67.8	79.3	67.5	64.6	33	12.3	11.2	24.7	33.7
144	EAST CHINA UNIVERSITY OF SCIENCE AND TECHNOLOGY	CN	22	7	26	72.3	54.6	96.8	48.5	6.6	8.4	16.2	8.9	33.3
145	TOKYO METROPOLITAN UNIVERSITY	JP	30	18	50.6	16.1	38.7	22.4	70	20.2	23.7	46.1	17.7	33.1
146	COMSATS UNIVERSITY ISLAMABAD	PK	21	42	21.3	1.2	16.5	44.2	99.2	4.5	6.4		2.1	33.1
147	JADAVPUR UNIVERSITY	IN	31	16	20.1	45.5	86.8	20	90.8		3.1	1.7		33.1
148	SOOCHOW UNIVERSITY	CN	17	5	27	13.3	35.4	99.9	90.3	24	12	9.5	28.8	33
149	KASETSART UNIVERSITY	TH	50	46	7.7	7.7	5.3	10.4	37.5	22.6	4.7	11.5	7.3	32.7
150	KANAZAWA UNIVERSITY	JP	21	9	79	92	31.6	18.4	49.2	31.7	26.1	45.8	9	32.6



جامعة عجمان
AJMAN UNIVERSITY

Making QS Rankings Happen!



Ranked Among

TOP 750

UNIVERSITIES WORLDWIDE



Ranked Among

#35

IN ARAB REGION

QS HIGHER EDUCATION REPORT FEATURING THE 2021 ASIA RANKINGS

2021	Institution Name	Country/Territory	Academic Reputation	Employer Reputation	Faculty Student	Staff with PhD	Papers per Faculty	Citations per Paper	International Research Network	International Faculty	International Students	Inbound Exchange	Outbound Exchange	Overall
151	KHON KAEN UNIVERSITY	TH	36	32	13.1	38	13.3	10.3	53	33.8	16.5	69.8	52.2	32.5
152	AJOU UNIVERSITY	KR	20	16	72.9	57.8	33.2	48.3	19.5	20.8	39.1	45.7	34.2	32.4
153	BEIJING JIAOTONG UNIVERSITY	CN	29	13	27.2	58.5	56.9	18.5	48.7	17.8	44.9	9.2	96.8	31.7
154	UNIVERSITY OF CALCUTTA	IN	34	23	5.9	98.3	55.2	10.8	54.5	33.3	3.4		3.6	31.6
155	INSTITUTE OF CHEMICAL TECHNOLOGY (UDCT), MUMBAI	IN	9	26	12.9	87.9	100	83.8	36.1					31.3
156	OSAKA CITY UNIVERSITY	JP	24	19	86.7	14.7	20.3	23.4	40.4	16.1	16.1	60.9	3.4	31.2
157	UNIVERSITI TUNKU ABDUL RAHMAN (UTAR)	MY	23	57	17.1	1.2	8.7	21.9	51.8	37.9	6.7	31.4	23	31.2
158	VIETNAM NATIONAL UNIVERSITY - HO CHI MINH CITY (VNU-HCM)	VN	45	36	13.2	1	1.9	20.8	37.7	41.3	3.4	13.4	3.7	30.4
159	YEUNGNAM UNIVERSITY	KR	15	11	20.3	51.2	32	77.3	44.8	60.3	37.2	24.2	61.7	30.4
160	VIETNAM NATIONAL UNIVERSITY, HANOI	VN	36	29	25.9	2.4	4.3	22	50.4	30.5	6	40.5	25.3	30.3
161	NATIONAL CHUNG CHENG UNIVERSITY	TW	26	21	31.2	99.3	22.2	25.9	7.9	10.8	26.6	85.3	59.1	30.2
162	CHUNGNAM NATIONAL UNIVERSITY	KR	26	25	46.4	68.3	31.2	17.1	36.3	21.7	19.4	6.6	14.9	30.1
163	TON DUC THANG UNIVERSITY	VN	13	20	13.5	1	7.2	49.2	91.6	88.3	7	79.6	43.8	30.1
164	SEPULUH NOPEMBER INSTITUTE OF TECHNOLOGY	ID	24	43	44.1	1	11.5	1.2	7.4	92.7	20.3	90.4	100	30
165	PRINCE OF SONGKLA UNIVERSITY	TH	40	24	19.8	19.5	7.3	13.7	60.7	15.1	7.2	6.1	29	30
166	DE LA SALLE UNIVERSITY	PH	38	56	11.8	1	11.6	6.4	32.5	5.3	12.2	7.4	6.7	29.9
167	LANZHOU UNIVERSITY	CN	18	4	38.3	3	34.3	91.1	73.9	7.2	5.1	3.1	5.2	29.8
168	UNIVERSITI TENAGA NASIONAL (UNITEN)	MY	19	36	39.7	3.5	26.1	12.8	24.1	53.1	55.1	72.4	91	29.8
169	NAGASAKI UNIVERSITY	JP	17	7	94.3	34.3	20	18.3	34.5	26.1	20.5	82.1	72.1	29.8
170	YOKOHAMA NATIONAL UNIVERSITY	JP	26	32	32.7	8.8	31.8	13.7	48.5	26.4	40.1	36.7	24.6	29.7
171	CHONGQING UNIVERSITY	CN	17	6	21.9	52.3	68	56.6	74.4	13.5	8.3	6.7	19.1	29.7
172	SUNWAY UNIVERSITY	MY	15	58	47.4	1.1	8.3	10.7	17.8	87.3	66.8	21.6	3.8	29.7
173	CHINA UNIVERSITY OF GEOSCIENCES	CN	13	3	77.9	1.3	46.7	51.6	74.2	3.5	13.5	10.4	32	29.5
174	NANJING UNIVERSITY OF SCIENCE AND TECHNOLOGY	CN	12	5	31.3	87.3	64.5	53.7	51.1	19.4	14.2	24.6	59.9	29.5
175	UNIVERSITY OF ENGINEERING & TECHNOLOGY (UET) LAHORE	PK	17	66	26.1	1	8.3	14.5	45.7	1.7	28.2	1.2	1.4	29.1
176	PAKISTAN INSTITUTE OF ENGINEERING AND APPLIED SCIENCES (PIEAS)	PK	15	18	99.3	32	60.3	38.4	10				28.9	29
177	CHANG GUNG UNIVERSITY	TW	13	12	75.7	53.3	73.8	41.9	24.9	7.9	27.4	3.9	3	29
178=	SOPHIA UNIVERSITY	JP	27	43	23.2	1	5.9	7.6	10.2	79.4	68.4	80.9	47.5	28.9
178=	UNIVERSITY OF THE PUNJAB	PK	30	60	4.9	1.1	17.7	10.6	41.3	9.7	3.1	1.6	2.6	28.9
180	BANARAS HINDU UNIVERSITY	IN	22	17	19.7	44.8	23.8	39.6	82.9	2.8	6.8			28.8
181	OKAYAMA UNIVERSITY	JP	22	12	82.8	1.1	27.1	22.6	58.3	20	25.8			28.7
182	CENTRAL SOUTH UNIVERSITY	CN	17	6	9.8	27.2	91.1	60.5	65.4	27.4	10.8	2.1	33.5	28.6
183	THE CATHOLIC UNIVERSITY OF KOREA	KR	14	7	99.5	86.5	25.2	42.5	3.5	6.1	18.7	23.2	29.3	28.4
184	KUMAMOTO UNIVERSITY	JP	17	7	89.8	15.4	23.6	21.4	53.3	20	16.3	62.4	3.1	28.4
185	CHINA AGRICULTURAL UNIVERSITY	CN	21	4	33.6	65.9	68	42.3	54.4	11.2	5.1	1.3	10.1	28.4
186	UNIVERSITY OF SANTO TOMAS	PH	29	42	20.6	1	1.9	2.8	6	77.4	24.1	88.4	99.8	28.3
187	KAOHSIUNG MEDICAL UNIVERSITY	TW	15	16	56.5	52	38.1	41	26.8	21.2	34.7	13.4	40.8	28.1
188	INDIAN INSTITUTE OF TECHNOLOGY INDORE (IIT INDORE)	IN	10	8	62.2	100	96.2	46.3	10.9	11.9	1.5	6.7	3.1	27.7
189	KING MONGKUT'S UNIVERSITY OF TECHNOLOGY THONBURI	TH	30	34	24.7	20.2	14.6	24.1	27.2	28.9	6.4	8.6	11.1	27.3
190	MULTIMEDIA UNIVERSITY (MMU)	MY	20	41	20.3	1.7	18.4	9.9	17.1	54	66.2	99.9	38.1	27
191	OSAKA PREFECTURE UNIVERSITY	JP	13	21	72.9	38.5	36.4	24.3	31.8	14.1	15.8	15.4	3.3	26.9
192	WUHAN UNIVERSITY OF TECHNOLOGY	CN	17	6	20.6	5.6	29.5	78.8	72.8	11.4	11.9	2.7	10.4	26.9
193	SAVITRIBAI PHULE PUNE UNIVERSITY	IN	22	25	56.5	25.4	49.9	9.9	37.5	1.3	10.2			26.7
194	BIRLA INSTITUTE OF TECHNOLOGY AND SCIENCE	IN	18	32	11.4	84.6	38	28.3	26.7	2.6	7.5	10.3	21.5	26.3
195	UNIVERSITI MALAYSIA TERENGGANU (UMT)	MY	21	15	18.9	80.6	21.7	5.4	47.4	36.4	16	63.4	41.2	26.3
196	ANNA UNIVERSITY	IN	16	34	6.9	28.4	83.3	24	52.6		4.8		1.2	26.3
197	BEIJING UNIVERSITY OF CHEMICAL TECHNOLOGY	CN	15	5	43.9	1	53.6	99.6	27.4					26
198	BEIJING UNIVERSITY OF TECHNOLOGY	CN	22	13	59.7	27.4	43.9	24.6	22.4	21	14.2	11.4	22.1	25.9
199=	ALAGAPPA UNIVERSITY, KARAIKUDI	IN	5	4	79.3	82.7	30.9	73.2	13.2		2.3			25.4
199=	BANGLADESH UNIVERSITY OF ENGINEERING AND TECHNOLOGY	BD	28	49	25.8	5.8	28.8	7.7	13.9	1	1.6			25.4



YONSEI UNIVERSITY

Seoul, Korea

YONSEI: TOWARD TRUTH AND FREEDOM

Advancing toward the 150th anniversary of its establishment in the year 2035, Yonsei University will strive forward in truth and freedom amid community solidarity and contribute to the peace and prosperity of global society and humankind.



www.yonsei.ac.kr



[@yonsei.eng](https://www.facebook.com/yonsei.eng)



[Yonsei University](https://www.linkedin.com/company/yonsei-university)



QS HIGHER EDUCATION REPORT FEATURING THE 2021 ASIA RANKINGS

2021	Institution Name	Country/Territory	Academic Reputation	Employer Reputation	Faculty Student	Staff with PhD	Papers per Faculty	Citations per Paper	International Research Network	International Faculty	International Students	Inbound Exchange	Outbound Exchange	Overall
201	INDIAN INSTITUTE OF SCIENCE EDUCATION AND RESEARCH, BHOPAL	IN	5		64.9	95.8	42.6	91.6	4	4.9	1.2		1.5	25.4
202	UNIVERSITY OF MADRAS	IN	20	18	25.8	1	75.3	43.6	19		92.3			25.4
203	JAMIA MILLIA ISLAMIA, NEW DELHI	IN	15	13	62.2	66.7	18.6	34.4	23.2	10.7	13.1	16	13.5	25.3
204	JIANGSU UNIVERSITY	CN	7	4	85.4	1.2	18.6	63.2	42	16.6	32.3	1.2	7.8	25.2
205	NANJING NORMAL UNIVERSITY	CN	12	3	28.1	1	15.5	81.7	73.2	9.4	26.3			24.8
206	NIIGATA UNIVERSITY	JP	13	7	96.3	3.5	12.8	24.4	35.1	15.3	13.7	42.4	6.1	24.5
207	UNIVERSITY MALAYSIA PERLIS (UNIMAP)	MY	19	15	61.1	1.3	27.7	3	53	6	34.6	12.9	24.9	24.5
208=	THE UNIVERSITY OF TOKUSHIMA	JP	14	3	82.4	46.7	31.2	8.5	48.9	9.4	11.3	9.6	3.9	24.3
208=	UNIVERSITY OF ELECTRONIC SCIENCE AND TECHNOLOGY OF CHINA	CN	14	7	25	1	88.4	34.7	50	29.2	11.9		67.3	24.3
210=	SHINSHU UNIVERSITY	JP	11	8	52.6	2.9	29	45.9	58.5	21.2	13.9	12.3	5.9	24.3
210=	UNIVERSITY OF MALAYSIA SABAH (UMS)	MY	33	27	10.7	2.6	10.4	6.9	29.3	58.9	14.9	34.5	5.8	24.3
212	NANJING UNIVERSITY OF AERONAUTICS AND ASTRONAUTICS	CN	10	7	22.2	61.8	70.7	26.3	39.1	20.2	15.1	13	96.7	24.2
213	SHIMANE UNIVERSITY	JP	6	3	89.9	14.3	29.5	33.6	59	12.8	11.2	5.7	1.2	24.2
214	CENTRAL CHINA NORMAL UNIVERSITY (F.K.A. HUAZHONG NORMAL UNIVERSITY)	CN	8	4	13.1	25.7	15.9	99.6	54.5	16.6	19	2.6	20.7	24.2
215	VELLORE INSTITUTE OF TECHNOLOGY (VIT)	IN	20	26	16	21.9	31.4	8.8	58.1	38.7	8.3	1.6	3.5	24.1
216	NANJING UNIVERSITY OF INFORMATION SCIENCE AND TECHNOLOGY	CN	5	2	12.2	69.6	35	76.6	61.5	24.7	15.9		13.3	24.1
217	UNIVERSITY OF PESHAWAR	PK	16	13	56.5		19	37.1	53.7		8.2			24.1
218	MACAU UNIVERSITY OF SCIENCE AND TECHNOLOGY	MO	12	9	6.4	19.2	20.9	78.4	21	100	100	6.1	9.9	24
219	UNIVERSITY OF MUMBAI	IN	28	52	6.5	1.6	17.4	20.3	6.3	5.1	1.5			23.8
220	INDIAN INSTITUTE OF TECHNOLOGY HYDERABAD	IN	12	8	42.8	100	87.2	32.3	10.1	4			2.9	23.7
221=	SOUTHWEST UNIVERSITY	CN	11	3	24.7	14.9	29.3	65.3	77	2.3	5.9			23.6
221=	UNIVERSITY OF PERADENIYA	LK	20	25	21.5	2.7	5.2	32.4	59.4	3.2	3.4	2.1	2	23.6
223	INTERNATIONAL CHRISTIAN UNIVERSITY	JP	11	28	27.3	8.8	4.1	19	4.2	99.8	46	98.3	87	23.6
224	KYUSHU INSTITUTE OF TECHNOLOGY	JP	14	12	18.7	92.1	73.3	16.9	25.2	38.5	19.9	10.7	1.9	23.5
225	INDIAN INSTITUTE OF TECHNOLOGY ROPAR	IN	3	3	60.8	100	51.2	64.3	4.4	4.6	1.3	2.1	18.8	23.4
226	FENG CHIA UNIVERSITY	TW	16	20	6.5	69.1	25.9	25.2	31.5	11.9	38.2	53.2	3.9	23.4
227	BINA NUSANTARA UNIVERSITY (BINUS)	ID	22	29	29	1	9.4	1.1	3.1	47	11.4	94.6	99.9	23.4
228	NORTH SOUTH UNIVERSITY	BD	21	67	3.3	1.7	3.8	3.7	4.8	45	6.8	4.1	10.6	23.3
229	JIANGNAN UNIVERSITY	CN	10	15	25.5	3.1	49.5	51.6	55.2	5	5.5	2.9	15.5	23.1
230	MANIPAL ACADEMY OF HIGHER EDUCATION	IN	18	21	70.4	1	9.6	3.5	29.6	2.3	22.9	8.9	35.7	23.1
231	AGA KHAN UNIVERSITY	PK	12	13	100	1	13.6	31.2	22.6	2.3	4			23.1
232	KANGWON NATIONAL UNIVERSITY	KR	11	10	23.9	66.6	23.1	40.3	42.2	14.4	14.6	29.3	23.6	23
233	INDIAN INSTITUTE OF TECHNOLOGY BHUBANESWAR (IIT BBS)	IN	9	7	35	100	77.2	50.8	6.6	3.1				22.9
234	TEZPUR UNIVERSITY, TEZPUR	IN	6	3	21.1	93.9	54.6	70.7	11.3	29.3	5	13.6	33.4	22.9
235	YOKOHAMA CITY UNIVERSITY	JP	16	7	100	3.7	14.8	36.7	6.3	12.4	8.7	4.6	4.3	22.9
236	HARBIN ENGINEERING UNIVERSITY	CN	12	4	47.8	3.6	44.5	23.4	50.2	37.3	17.3	65.4	11.2	22.8
237	NATIONAL TAIWAN OCEAN UNIVERSITY	TW	14	7	20.6	97.9	34.8	16.5	23.9	16.6	32	69.3	36.2	22.6
238	PADJADJARAN UNIVERSITY	ID	27	39	34.4	1	3.6	1.2	8.7	27.1	4.5	10.9	8.3	22.6
239	KYOTO INSTITUTE OF TECHNOLOGY	JP	16	13	33.2	83	64.7	4	6.1	20.9	40	34.5	13.2	22.6
240	SOONGSIL UNIVERSITY	KR	11	20	16.9	85.5	14.4	24.1	9.5	28.9	55.4	57.9	32	22.5
241	DIPONEGORO UNIVERSITY	ID	30	38	12	1.1	5.7	1.1	10.2	49.2	6.4	25.7	21.9	22.4
242	GYEONGSANG NATIONAL UNIVERSITY	KR	8	6	41.8	81.4	26.4	24.8	47.6	22.4	14.5	5.9	15	22.3
243	CHINA UNIVERSITY OF PETROLEUM	CN	10	3	11.7	92.7	89.9	37.5	16.9		20.7	62	13.1	22.3
244	UNIVERSITY OF AGRICULTURE, FAISALABAD	PK	14	22	1.8	16	33.4	40.9	58.9	3.2	1.8		1.3	22.2
245	NAGAOKA UNIVERSITY OF TECHNOLOGY	JP	5	5	41.3	94.3	85.9	6.3	13.4	25.4	61.5	14.8	49	22
246=	BEIJING FOREIGN STUDIES UNIVERSITY	CN	18	8	44.7	13.5	2.6	5.1	2.8	69.2	78	97.4	93.8	22
246=	DONGHUA UNIVERSITY	CN	9	3	10.1	4.1	51.9	86.6	33.2	7.4	40.6	11.1	38.1	22
246=	SOOKMYUNG WOMEN'S UNIVERSITY	KR	10	14	33.1	47.1	6.7	55.9	1.2	19.2	5.2	67.2	58.5	22
249	CHUNGBUK NATIONAL UNIVERSITY	KR	11	9	37.6	94.7	24.9	11.1	35.2	20.1	30.2	10.9	9.4	22
250	NATIONAL INSTITUTE OF TECHNOLOGY ROURKELA	IN	7	7	10.7	100	97.1	40.2	23.7		19.3			21.8

UAEU

جامعة الإمارات العربية المتحدة
United Arab Emirates University



NEW BEGINNINGS

ENDLESS POSSIBILITIES

"The University of the Future"

www.uaeu.ac.ae

QS HIGHER EDUCATION REPORT FEATURING THE 2021 ASIA RANKINGS

2021	Institution Name	Country/ Territory	Academic Reputation	Employer Reputation	Faculty Student	Staff with PhD	Papers per Faculty	Citations per Paper	International Research Network	International Faculty	International Students	Inbound Exchange	Outbound Exchange	Overall
251-260	FU JEN CATHOLIC UNIVERSITY	TW	16	22	-	27.7	-	34.3	-	21	55.5	62.9	38.1	-
251-260	FUZHOU UNIVERSITY	CN	-	-	-	-	35.8	98.6	35.6	-	-	-	-	-
251-260	GIFU UNIVERSITY	JP	-	-	89.8	14	23.2	-	37	-	19.2	-	-	-
251-260	KAGOSHIMA UNIVERSITY	JP	-	-	86	-	-	-	36.1	-	13.9	15	-	-
251-260	NANJING TECH UNIVERSITY	CN	-	-	-	-	33.2	97.5	43	-	-	-	-	-
251-260	NATIONAL INSTITUTE OF TECHNOLOGY TIRUCHIRAPPALLI	IN	-	-	22.7	23.4	71	44.4	32.5	-	42.6	-	-	-
251-260	THAPAR INSTITUTE OF ENGINEERING AND TECHNOLOGY	IN	-	-	-	96	55.8	30	25.6	-	-	15.4	14	-
251-260	TOKAI UNIVERSITY	JP	28	21	22.8	-	-	-	32.7	21.5	14	-	-	-
251-260	UNIVERSITI MALAYSIA SARAWAK (UNIMAS)	MY	27	21	-	-	-	-	-	81.5	29.6	44	32.1	-
251-260	XI'AN JIAOTONG-LIVERPOOL UNIVERSITY	CN	-	-	-	-	-	36.2	38.1	100	31.1	15.9	100	-
261-270	ALIGARH MUSLIM UNIVERSITY (AMU), ALIGARH	IN	18	-	36.2	-	-	34.2	44	-	-	-	-	-
261-270	AMITY UNIVERSITY	IN	17	23	-	-	-	-	31.5	-	57.9	10.1	97.7	-
261-270	AMRITA VISHWA VIDYAPEETHAM	IN	-	-	41.8	-	19	-	38.5	85.9	-	98.1	22.8	-
261-270	CHUNG YUAN CHRISTIAN UNIVERSITY	TW	-	-	-	43.5	26.8	44.7	20.7	-	39.3	95.9	13.3	-
261-270	DOSHISHA UNIVERSITY	JP	23	40	-	-	-	-	-	55.5	17.5	30.8	14	-
261-270	KOOKMIN UNIVERSITY	KR	-	-	31.1	15.9	-	38.7	-	21.2	72.5	81.1	63.8	-
261-270	NATIONAL UNIVERSITY OF DEFENSE TECHNOLOGY	CN	-	-	95.9	-	82.2	-	33.9	-	-	-	-	-
261-270	NORTHWEST AGRICULTURE AND FORESTRY UNIVERSITY	CN	-	-	48.5	-	25.9	46.7	64.6	-	-	-	-	-
261-270	NORTHWEST UNIVERSITY (CHINA)	CN	-	-	62.8	-	19.4	61.9	-	-	18.1	-	37	-
261-270	SHANGHAI INTERNATIONAL STUDIES UNIVERSITY	CN	14	-	36	18.8	-	-	-	90.3	90.7	64.9	91	-
261-270	SHANGHAI NORMAL UNIVERSITY	CN	-	-	24.1	-	-	77.9	28	20	17.5	17.4	48.4	-
271-280	BRAC UNIVERSITY	BD	17	48	39.2	-	-	-	-	-	-	-	-	-
271-280	CHINA UNIVERSITY OF MINING AND TECHNOLOGY	CN	-	-	-	30.8	76.1	29.9	48.7	-	-	38.9	14.6	-
271-280	DANKOOK UNIVERSITY	KR	-	-	75.5	-	-	34.6	-	17.8	21.2	25.4	28.1	-
271-280	HUAZHONG AGRICULTURAL UNIVERSITY	CN	-	-	-	58.5	31.7	63.6	39.3	-	-	-	-	-
271-280	INDIAN SCHOOL OF MINES (ISM) UNIVERSITY, DHANBAD	IN	-	-	-	98.9	99.1	24.2	41.5	-	-	-	-	-
271-280	KING MONGKUT'S INSTITUTE OF TECHNOLOGY LADKRA-BANG	TH	20	45	-	19.8	-	-	-	33.2	-	14.7	-	-
271-280	TAMKANG UNIVERSITY	TW	-	15	-	65.9	-	-	-	24.5	41.3	56.9	78.7	-
271-280	UNIVERSITY OF BRAWIJAYA	ID	29	38	-	-	-	-	-	19.8	-	11.7	22.5	-
271-280	UNIVERSITY OF ELECTRO-COMMUNICATIONS (UEC)	JP	-	-	30	95.9	84.8	-	23.9	57.3	26	-	-	-
281-290	GUNMA UNIVERSITY	JP	-	-	90.4	-	18.1	-	-	-	16.4	60.4	55.2	-
281-290	HALLYM UNIVERSITY	KR	-	-	96.4	-	19.1	20.3	-	-	23.5	25.8	20.6	-
281-290	MEIJI UNIVERSITY	JP	19	46	-	-	-	-	20.7	17.1	23.8	12.8	-	-
281-290	OCEAN UNIVERSITY OF CHINA	CN	-	-	-	34.9	47.5	31.9	46.6	-	-	-	30.6	-
281-290	PUKYONG NATIONAL UNIVERSITY	KR	14	-	-	79.2	31.9	20.5	31	18.7	28.3	-	12.3	-
281-290	SEOUL NATIONAL UNIVERSITY OF SCIENCE AND TECHNOLOGY	KR	18	-	-	75.3	30.5	25.5	-	25	27.3	36.1	28	-
281-290	SOOCHOW UNIVERSITY (TAIWAN)	TW	-	17	-	21.4	-	71.5	-	17.7	19.1	64.3	27.7	-
281-290	UNIVERSITI PENDIDIKAN SULTAN IDRIS (UPSII)	MY	20	-	22.7	49.1	-	-	-	25.6	30.8	81.2	49.7	-
281-290	UNIVERSITY OF KARACHI	PK	27	26	-	-	-	-	46	-	-	-	-	-
281-290	ZHENGZHOU UNIVERSITY	CN	15	16	-	-	30.2	54	35.9	-	-	-	-	-
291-300	CHINA UNIVERSITY OF POLITICAL SCIENCE AND LAW	CN	16	-	-	68.9	-	-	-	75	23.2	38.9	96.5	-
291-300	JSS ACADEMY OF HIGHER EDUCATION AND RESEARCH (DEEMED TO BE UNIVERSITY)	IN	-	-	72.9	84.9	-	-	-	21	33.8	22	-	-
291-300	NANJING MEDICAL UNIVERSITY	CN	-	-	60.6	-	21.7	79.2	-	-	23.2	-	-	-
291-300	NATIONAL DONG HWA UNIVERSITY	TW	-	-	-	75.1	18.5	35.7	-	-	47.9	34.4	18.5	-
291-300	RIKKYO UNIVERSITY	JP	-	24	-	-	-	51.6	-	66.6	24.7	29.3	18.5	-
291-300	RITSUMEIKAN ASIA PACIFIC UNIVERSITY	JP	-	29	-	-	-	-	-	100	100	57.4	49.2	-
291-300	SHOOLINI UNIVERSITY OF BIOTECHNOLOGY AND MANAGEMENT SCIENCES	IN	-	-	30.6	-	-	99	29.2	-	-	-	-	-
291-300	SOUTH CHINA NORMAL UNIVERSITY	CN	-	-	-	-	21.6	61	56.2	-	-	-	-	-
291-300	UNIVERSITI KUALA LUMPUR (UNIKL)	MY	18	15	54.5	-	-	-	-	27.7	14	60.2	15.9	-
291-300	UNIVERSITI TUN HUSSEIN ONN UNIVERSITY OF MALAYSIA (UTHM)	MY	19	19	25.6	-	27.8	-	25.6	-	24.3	23	17.3	-
291-300	UNIVERSITY OF COLOMBO	LK	27	38	-	-	-	-	-	-	-	-	-	-

Cradle of Talent Cultivation
Base for Technology Development



國立勤益科技大學
National Chin-Yi University of Technology

800-1000th

2021 THE Subject Ranking for Engineering

181th

2019 UI Green Metric University Ranking

351-400th

2020 THE Young University Rankings

600+

2020 THE Impact Rankings

1001+

2020 THE World Rankings

Features

<https://www.ncut.edu.tw/p/412-1000-863.php?Lang=zh-tw>

- **Specialized in Precision Machinery Research and Education:**
Known for Partnership with the Top 500 corporates in Taiwan
- **One of the Leading Universities in Taiwan in Talent Cultivation:**
Leading the Taiwanese universities with the largest industry-university education program
- **Internationalized Learning Environment:**
The liaison university for Germany HAWTECH and Taiwan TAITECH Alliance



2021	Institution Name	Country/ Territory	Academic Reputation	Employer Reputation	Faculty Student	Staff with PhD	Papers per Faculty	Citations per Paper	International Research Network	International Faculty	International Students	Inbound Exchange	Outbound Exchange	Overall
301-350	AKITA PREFECTURAL UNIVERSITY	JP	-	-	83.8	98.2	23.7	-	-	39.4	-	-	-	-
301-350	AKITA UNIVERSITY	JP	-	-	70.8	80.2	-	-	-	22	13.1	10	-	-
301-350	ANNAMALAI UNIVERSITY	IN	-	-	41.7	56.2	-	27.8	30.9	-	-	-	-	-
301-350	ASIA PACIFIC UNIVERSITY OF TECHNOLOGY AND INNOVATION (APU)	MY	-	-	26.8	-	-	-	-	93.5	100	100	86.2	-
301-350	ASIA UNIVERSITY TAIWAN	TW	16	-	-	68.7	43.6	24.4	18.4	33.4	14.5	-	-	-
301-350	BEIJING FORESTRY UNIVERSITY	CN	-	-	24.9	20.4	28.2	33.6	32.1	-	-	-	24.9	-
301-350	BEIJING UNIVERSITY OF POSTS AND TELECOMMUNICATIONS	CN	-	-	26.8	15.1	75	-	37.2	-	-	-	-	-
301-350	CHINA PHARMACEUTICAL UNIVERSITY	CN	-	-	-	-	46.2	69.9	21	-	-	17.3	25.7	-
301-350	GB PANT UNIVERSITY OF AGRICULTURE AND TECHNOLOGY, PANTNAGAR	IN	-	-	93.9	100	-	-	-	-	-	-	-	-
301-350	HANOI UNIVERSITY OF SCIENCE & TECHNOLOGY (HUST)	VN	18	17	-	-	-	21.5	52.4	-	-	12.5	-	-
301-350	HOHAI UNIVERSITY	CN	-	-	-	25.7	47.5	-	70.3	-	-	-	17.1	-
301-350	HONG KONG SHUE YAN UNIVERSITY	HK	-	-	-	22.4	-	35.8	-	94.6	41.3	29.2	79.5	-
301-350	INCHEON NATIONAL UNIVERSITY	KR	-	-	-	-	21.1	36.2	17.8	26.7	-	28.5	46.9	-
301-350	INDIAN INSTITUTE OF ENGINEERING SCIENCE AND TECHNOLOGY, SHIBPUR	IN	-	-	-	100	98.1	-	22.3	-	-	-	-	-
301-350	INDIAN INSTITUTE OF TECHNOLOGY (BHU) VARANASI	IN	-	-	-	100	74	33.3	-	-	-	-	-	-
301-350	INDIAN INSTITUTE OF TECHNOLOGY PATNA	IN	-	-	28.3	100	90.8	-	-	-	-	-	-	-
301-350	INJE UNIVERSITY	KR	-	-	81.4	38.1	19.4	-	-	-	-	20.8	22	-
301-350	JEJU NATIONAL UNIVERSITY	KR	-	-	39.6	42.5	18.3	26.5	-	-	24.6	13	14.6	-
301-350	KING MONGKUT'S UNIVERSITY OF TECHNOLOGY NORTH BANGKOK	TH	19	31	-	-	-	-	25.9	-	-	-	-	-
301-350	KOCHI UNIVERSITY	JP	-	-	77.6	20.6	-	22.5	-	-	-	31	-	-
301-350	MINZU UNIVERSITY OF CHINA	CN	-	-	-	-	-	80.5	-	24.4	-	-	17.8	-
301-350	NAGOYA CITY UNIVERSITY	JP	-	-	96.1	16.9	-	29.5	-	17.5	-	-	-	-
301-350	NAGOYA INSTITUTE OF TECHNOLOGY (NIT)	JP	15	-	-	-	79.2	-	46.3	19.4	21.8	-	-	-
301-350	NANJING AGRICULTURAL UNIVERSITY	CN	-	-	-	-	49.6	54	28.2	-	-	-	-	-
301-350	NATIONAL TAIPEI UNIVERSITY	TW	20	-	-	26.7	-	29	-	-	-	50.6	32.1	-
301-350	NORTHEAST NORMAL UNIVERSITY	CN	-	-	-	25.1	18.2	94.8	18.9	-	-	-	17.5	-
301-350	NORTHEASTERN UNIVERSITY (CHINA)	CN	-	-	-	38.3	51.9	-	38.3	78.7	-	40.2	19.3	-
301-350	O. P. JINDAL GLOBAL UNIVERSITY	IN	-	22	58.1	-	-	-	-	73.1	-	-	39.5	-
301-350	PANJAB UNIVERSITY	IN	15	-	-	-	-	36.4	47.1	-	-	-	-	-
301-350	PONDICHERRY UNIVERSITY	IN	-	-	-	100	70.6	-	20	-	-	-	-	-
301-350	SAITAMA UNIVERSITY	JP	-	-	22.5	-	55.9	-	40.9	39.3	26	18.6	-	-
301-350	SATHYABAMA INSTITUTE OF SCIENCE AND TECHNOLOGY (DEEMED TO BE UNIVERSITY)	IN	-	23	41	-	23.3	-	-	-	-	46.4	45.6	-
301-350	SEGI UNIVERSITY	MY	-	-	61.7	-	-	-	-	94	100	61	48	-
301-350	SHAANXI NORMAL UNIVERSITY	CN	-	-	-	29.6	24.4	78.6	-	-	-	-	-	-
301-350	SHANGHAI UNIVERSITY OF FINANCE AND ECONOMICS	CN	14	-	-	58.4	-	-	17.3	27.6	21	30.1	39.6	-
301-350	SHANGHAI UNIVERSITY OF TRADITIONAL CHINESE MEDICINE	CN	-	-	95	-	-	36.6	-	-	82.7	-	15.4	-
301-350	SHANTOU UNIVERSITY	CN	-	-	35.5	-	-	58	27.2	75.5	-	-	13.8	-
301-350	SHIZUOKA UNIVERSITY	JP	-	-	-	-	56.4	-	67.9	-	-	-	-	-
301-350	SURANAREE UNIVERSITY OF TECHNOLOGY	TH	15	-	-	83	21.7	-	29	23.3	-	-	-	-
301-350	SYMBIOSIS INTERNATIONAL (DEEMED UNIVERSITY)	IN	-	26	47.1	15.8	-	-	-	26.6	48.8	12.1	24.4	-
301-350	TAMIL NADU AGRICULTURAL UNIVERSITY, COIMBATORE	IN	-	-	97.8	100	-	-	-	-	-	-	-	-
301-350	TUNGSHAI UNIVERSITY	TW	-	16	-	33.4	-	22.8	-	35.5	43.6	83.3	28.7	-
301-350	UNIVERSITY OF INTERNATIONAL BUSINESS AND ECONOMICS	CN	-	-	-	41	-	30.8	-	26.8	83	42.7	33.5	-
301-350	UNIVERSITY OF LAHORE	PK	21	19	-	-	-	-	19.5	-	-	-	-	-
301-350	UNIVERSITY OF THE RYUKYUS	JP	-	-	76.1	20.3	-	-	39.5	-	-	15.4	14.2	-
301-350	XIDIAN UNIVERSITY	CN	-	-	-	-	71.2	25.6	47.3	-	-	-	-	-
301-350	YAMAGUCHI UNIVERSITY	JP	-	-	64.2	19.6	-	-	25.4	27	-	11.5	13.6	-
301-350	YANGZHOU UNIVERSITY	CN	-	-	40.1	-	-	57.1	26.7	17.6	18.6	-	25.6	-
301-350	YUAN ZE UNIVERSITY	TW	-	-	-	57.5	39.5	23.8	-	17.7	35.5	50.7	24.1	-



SHANGHAI JIAO TONG
UNIVERSITY

A GLOBAL RESEARCH HUB



International Students 7566

Source Countries and Regions of International Students 155

Undergraduate Studying Abroad Ratio 56%

Global Highly Cited Researchers 16

Fellows in International Academic Organizations 170

(As of 2019)

RANKED GLOBALLY

#47

(IN QS WUR 2021)



12 Subjects Ranked Top 50 in QS Subject Ranking

- Mechanical Engineering #21
- Materials Sciences #22
- Civil and Structural Engineering #29
- Electrical and Electronic Engineering #29
- Computer Science and Information Systems #34
- Accounting and Finance #39
- Mathematics #39
- Statistics and Operational Research #42
- Business & Management Studies #44
- Architecture #47
- Chemistry #48
- Physics & Astronomy #48

A VIBRANT CULTURE FOR INNOVATION



<http://en.sjtu.edu.cn>



Facebook



Twitter



Instagram



Youtube

2021	Institution Name	Country/Territory	Academic Reputation	Employer Reputation	Faculty Student	Staff with PhD	Papers per Faculty	Citations per Paper	International Research Network	International Faculty	International Students	Inbound Exchange	Outbound Exchange	Overall
351-400	AIR UNIVERSITY, PAKISTAN	PK	-	-	89.5	-	-	-	-	-	-	-	-	-
351-400	AKITA INTERNATIONAL UNIVERSITY	JP	-	-	32.4	-	-	-	100	37.4	100	-	-	-
351-400	ANDHRA UNIVERSITY	IN	-	-	-	100	24.7	-	-	24.9	-	-	-	-
351-400	AOYAMA GAKUIN UNIVERSITY	JP	-	33	-	15.2	-	-	-	51.7	-	-	-	-
351-400	ARID AGRICULTURE UNIVERSITY	PK	-	-	-	-	25.1	75.2	-	-	-	-	-	-
351-400	BAHAUDDIN ZAKARIYA UNIVERSITY	PK	-	-	-	-	-	34.1	34.9	-	-	-	-	-
351-400	BANGALORE UNIVERSITY, BANGALORE	IN	-	19	33.1	-	-	-	-	-	-	-	-	-
351-400	BEIJING UNIVERSITY OF CHINESE MEDICINE	CN	-	-	54.3	34.8	-	-	-	-	37.5	-	-	-
351-400	BURDWAN UNIVERSITY, BARDHAMAN	IN	-	-	93	-	-	-	-	-	-	-	-	-
351-400	CHOSUN UNIVERSITY	KR	-	-	-	93	25.2	-	-	47.2	16	13.3	28.6	-
351-400	DR. HARISINGH GOUR VISHWAVIDYALAYA (SAGAR UNIVERSITY), SAGAR	IN	-	-	-	90.7	-	67.3	-	-	-	-	-	-
351-400	DUY TAN UNIVERSITY	VN	-	-	-	-	-	37.2	48.7	21.2	-	-	-	-
351-400	EHIME UNIVERSITY	JP	-	-	-	-	48.9	-	53.7	-	-	-	-	-
351-400	GACHON UNIVERSITY	KR	-	-	-	-	19.2	42.8	-	21.1	21.4	16.7	87.3	-
351-400	HASANUDDIN UNIVERSITY	ID	22	14	-	-	-	-	-	17.1	-	22.4	12.9	-
351-400	HEFEI UNIVERSITY OF TECHNOLOGY	CN	-	-	-	-	42.2	51.1	25	-	-	-	-	-
351-400	HONGIK UNIVERSITY	KR	-	-	-	17.8	-	-	-	63.5	32.6	-	-	-
351-400	INDEPENDENT UNIVERSITY BANGLADESH	BD	-	-	-	-	-	99.6	-	-	-	-	-	-
351-400	INDRAPRASTHA INSTITUTE OF INFORMATION TECHNOLOGY (IIIT) DELHI	IN	-	-	-	71.2	79	-	-	19.3	-	-	-	-
351-400	INSTITUTE OF SPACE TECHNOLOGY, ISLAMABAD	PK	-	-	92	-	-	-	-	-	-	-	-	-
351-400	INTERNATIONAL ISLAMIC UNIVERSITY ISLAMABAD (IIU)	PK	15	18	-	-	-	38.7	19.6	-	30.7	-	-	-
351-400	JAMIA HAMDARD, NEW DELHI	IN	-	-	-	-	18	51	-	-	17.4	-	-	-
351-400	KANSAI UNIVERSITY	JP	15	27	-	-	-	-	-	32.7	13.5	11.3	-	-
351-400	KINDAI UNIVERSITY	JP	-	15	-	-	-	33	-	39.9	-	-	25.5	-
351-400	KWANGWOON UNIVERSITY	KR	-	-	-	88.7	41.2	-	-	25	23.5	12.5	20.2	-
351-400	KWANSEI GAKUIN UNIVERSITY	JP	-	19	-	26.5	-	-	-	75.9	13.5	20.1	33.9	-
351-400	LIMKOKWING UNIVERSITY OF CREATIVE TECHNOLOGY	MY	-	16	-	-	-	-	-	92.7	100	-	78.5	-
351-400	LINCOLN UNIVERSITY COLLEGE, MALAYSIA	MY	-	-	-	-	-	-	-	100	100	100	94.1	-
351-400	MEHRAN UNIVERSITY OF ENGINEERING & TECHNOLOGY	PK	-	15	-	-	-	37.4	-	-	-	-	41.8	-
351-400	NANCHANG UNIVERSITY	CN	-	-	-	-	22.3	59.7	28.2	-	-	-	16.6	-
351-400	NATIONAL CHANGHUA UNIVERSITY OF EDUCATION	TW	-	-	-	90.9	21.7	-	-	-	17.6	75.7	-	-
351-400	NATIONAL CHI NAN UNIVERSITY	TW	-	-	-	73.5	-	-	-	-	69.5	39.2	31.5	-
351-400	NATIONAL UNIVERSITY OF COMPUTER AND EMERGING SCIENCES, ISLAMABAD	PK	-	40	-	-	-	29.7	-	-	-	-	-	-
351-400	NATIONAL UNIVERSITY OF KAOHSIUNG	TW	-	-	-	82.1	31.5	-	-	17.9	13.9	94.4	75.2	-
351-400	NATIONAL YUNLIN UNIVERSITY OF SCIENCE AND TECHNOLOGY	TW	-	-	-	64.1	26.9	-	-	-	35	75.9	12.8	-
351-400	NED UNIVERSITY OF ENGINEERING AND TECHNOLOGY	PK	-	34	-	-	-	-	-	-	-	19.7	-	-
351-400	NIHON UNIVERSITY	JP	-	-	-	-	-	-	46.6	-	-	-	-	-
351-400	NORTH CHINA ELECTRIC POWER UNIVERSITY	CN	-	-	55	-	32.8	28.5	22.9	-	-	-	46.7	-
351-400	OSMANIA UNIVERSITY, HYDERABAD	IN	-	-	-	85	40	-	-	-	28.1	-	-	-
351-400	SHIBAURA INSTITUTE OF TECHNOLOGY	JP	-	-	-	53.8	41.8	-	-	37.5	36.1	97.8	-	-
351-400	SHIVAJI UNIVERSITY, KOLHAPUR	IN	-	-	-	18.5	66.7	82.1	-	-	-	-	-	-
351-400	SIKSHA ANUSANDHAN	IN	-	-	61.1	37.9	-	-	-	-	-	-	-	-
351-400	SOONCHUNHYANG UNIVERSITY	KR	-	-	51.1	34.6	-	-	-	21	24.6	62.1	16.7	-
351-400	SOUTHWEST JIAOTONG UNIVERSITY	CN	-	-	34.4	-	-	21.6	40.9	-	-	-	40.5	-
351-400	SOUTHWESTERN UNIVERSITY OF FINANCE AND ECONOMICS	CN	-	-	-	24.7	-	42.5	-	20.7	-	70.3	68.8	-
351-400	SRI VENKATESWARA UNIVERSITY	IN	-	-	33	30.4	23.3	39.5	-	-	-	32	60.2	-
351-400	SRM INSTITUTE OF SCIENCE AND TECHNOLOGY (F.K.A SRM UNIVERSITY)	IN	-	24	-	-	-	-	23.1	-	-	-	-	-
351-400	UNIVERSITY OF KERALA	IN	-	-	-	94.6	-	-	-	-	-	-	-	-
351-400	UNIVERSITY OF MIYAZAKI	JP	-	-	58.6	-	24.5	-	23.1	-	-	-	-	-
351-400	UNIVERSITY OF MYSORE, MYSORE	IN	-	-	-	20.9	-	-	41	-	29.7	96.8	-	-

CJCU Go High, Go World

Students' Success, CJCU Progress

CJCU Station

The only university in Taiwan with a train station
5 minute to High Speed Rail Station
15 minutes to Downtown Tainan



1st

First prize of USR Award in Human-Nature Synergism Category in Taiwan



96.3%

Graduate Employment Rate 2019



4 Stars

Four stars in QS Stars University Ratings 2019



177th

Ranked 177th in the Green Metric World University Ranking 2019



Awards

Received the honor of National Sustainable Development Awards-Education Category



Chang Jung Christian University

No.1, Changda Rd., Gueiren District, Tainan City 71101, Taiwan(R.O.C.)

<http://www.cjcu.edu.tw/>

Tel: 886-6-2785123

2021	Institution Name	Country/ Territory	Academic Reputation	Employer Reputation	Faculty Student	Staff with PhD	Papers per Faculty	Citations per Paper	International Research Network	International Faculty	International Students	Inbound Exchange	Outbound Exchange	Overall
401-450	BANGKOK UNIVERSITY	TH	-	23	-	-	-	-	-	25.9	19.6	10.6	-	-
401-450	BUSAN UNIVERSITY OF FOREIGN STUDIES	KR	-	-	-	29.1	-	-	-	89.5	46.1	81.8	93.1	-
401-450	CHANG JUNG CHRISTIAN UNIVERSITY (CJCU)	TW	-	-	50.2	-	-	-	-	22.4	20.8	17.1	36.5	-
401-450	CHUO UNIVERSITY	JP	-	25	-	-	-	-	-	34	15.8	-	-	-
401-450	COCHIN UNIVERSITY OF SCIENCE & TECHNOLOGY	IN	-	-	-	78.1	79.8	-	-	-	-	-	-	-
401-450	DAFFODIL INTERNATIONAL UNIVERSITY	BD	17	29	-	-	-	-	-	-	-	10.2	11.7	-
401-450	DOW UNIVERSITY OF HEALTH SCIENCES	PK	-	-	84	-	-	-	-	-	-	-	-	-
401-450	EAST WEST UNIVERSITY	BD	-	31	-	-	-	-	-	-	-	-	-	-
401-450	FUJIAN NORMAL UNIVERSITY	CN	-	-	-	-	-	41.3	-	-	-	-	75.4	-
401-450	FUTURE UNIVERSITY HAKODATE	JP	-	-	-	100	27.2	-	-	74.1	-	10.6	-	-
401-450	GANGNEUNG-WONJU NATIONAL UNIVERSITY	KR	-	-	22.6	100	-	-	-	-	13.4	-	13	-
401-450	GUANGXI UNIVERSITY	CN	-	-	-	-	19.2	29.5	28.3	-	22.6	-	-	-
401-450	HELP UNIVERSITY	MY	-	-	-	-	-	-	-	39.2	81	64.3	100	-
401-450	HUE UNIVERSITY	VN	-	18	-	-	-	-	18.3	-	-	-	-	-
401-450	HUNAN NORMAL UNIVERSITY	CN	-	-	-	-	-	60.1	17.7	-	-	-	-	-
401-450	INTI INTERNATIONAL UNIVERSITY	MY	-	18	-	-	-	-	-	67.1	98.3	12.8	-	-
401-450	I-SHOU UNIVERSITY (ISU)	TW	-	-	-	55.6	17.7	-	-	17.5	58.2	86.1	18.6	-
401-450	KOREA MARITIME AND OCEAN UNIVERSITY	KR	-	-	-	86.8	-	-	-	-	-	-	-	-
401-450	KUNSAN NATIONAL UNIVERSITY	KR	-	-	-	94.5	-	-	-	-	21.5	11.3	-	-
401-450	MING CHUAN UNIVERSITY	TW	-	-	-	30.8	-	-	-	18.8	56.3	85.7	23.6	-
401-450	MYONGJI UNIVERSITY	KR	-	-	-	15.7	-	43.4	-	21.7	20.1	27.5	13.4	-
401-450	NARESUAN UNIVERSITY	TH	-	-	-	34.3	-	-	-	36.4	-	-	-	-
401-450	NATIONAL INSTITUTE OF TECHNOLOGY, KARNATAKA, SURATHKAL	IN	-	-	-	87.4	65.6	-	-	-	-	-	-	-
401-450	NITTE (DEEMED TO BE UNIVERSITY)	IN	-	-	94.2	-	-	-	-	-	-	-	-	-
401-450	SARDAR PATEL UNIVERSITY, VALLABH VIDYANAGAR	IN	-	-	-	98.8	27	29.8	-	-	-	-	-	-
401-450	SEBELAS MARET UNIVERSITY	ID	16	-	-	-	-	-	-	21	-	-	-	-
401-450	SHANDONG UNIVERSITY OF SCIENCE AND TECHNOLOGY	CN	-	-	25.4	-	-	55.4	-	-	-	13.7	-	-
401-450	SHANGHAI UNIVERSITY OF INTERNATIONAL BUSINESS AND ECONOMICS	CN	-	-	65.9	-	-	-	-	-	93.5	-	-	-
401-450	SIAM UNIVERSITY	TH	-	-	34.7	-	-	-	-	33.5	65.5	72.2	-	-
401-450	SILPAKORN UNIVERSITY	TH	15	15	-	-	-	-	-	-	-	30.7	13.4	-
401-450	SOKA UNIVERSITY	JP	-	-	-	-	-	-	-	84.6	34.5	47.1	58.9	-
401-450	SOUTH CHINA AGRICULTURAL UNIVERSITY	CN	-	-	-	-	18.3	50	33.3	-	-	-	-	-
401-450	SRINAKHARINWIROT UNIVERSITY	TH	-	14	-	57.6	-	-	-	-	-	-	-	-
401-450	TAIYUAN UNIVERSITY OF TECHNOLOGY	CN	-	-	23.2	-	32.8	41.4	25.9	-	-	-	-	-
401-450	TATA INSTITUTE OD SOCIAL SCIENCES	IN	-	-	-	85.3	-	-	-	-	-	12.2	-	-
401-450	TELKOM UNIVERSITY	ID	-	17	29.8	-	-	-	-	33.3	-	-	-	-
401-450	TOYO UNIVERSITY	JP	16	-	-	-	-	-	-	50.5	29.2	25.8	50.3	-
401-450	TOYOTA TECHNOLOGICAL INSTITUTE	JP	-	-	37.5	-	100	-	-	-	13.1	-	-	-
401-450	UNITED INTERNATIONAL UNIVERSITY	BD	15	36	-	-	-	-	-	-	-	-	-	-
401-450	UNIVERSITI TEKNIKAL MALAYSIA MELAKA	MY	-	-	23.4	-	25.5	-	-	-	33.7	-	-	-
401-450	UNIVERSITY OF CALICUT	IN	-	-	-	96.4	42.9	-	-	-	-	-	-	-
401-450	UNIVERSITY OF DA NANG	VN	-	-	-	-	-	31.6	-	-	-	-	-	-
401-450	UNIVERSITY OF JAFFNA	LK	-	-	31.4	-	-	42.8	-	-	-	-	-	-
401-450	UNIVERSITY OF MORATUWA	LK	15	26	-	-	-	-	-	-	-	-	-	-
401-450	UNIVERSITY OF SHANGHAI FOR SCIENCE AND TECHNOLOGY	CN	-	-	-	-	24.6	20.8	25.6	33.9	-	-	55.3	-
401-450	UNIVERSITY OF TAIPEI	TW	-	-	30.8	-	-	-	-	-	-	52.3	90.2	-
401-450	UNIVERSITY OF THE THAI CHAMBER OF COMMERCE	TH	-	21	-	-	-	-	-	34.6	38	93.7	39.3	-
401-450	YAMAGATA UNIVERSITY	JP	-	-	25.5	-	38.8	-	22.7	-	-	-	-	-
401-450	YUNNAN UNIVERSITY	CN	-	-	-	-	-	30	27.8	-	-	-	-	-
401-450	ZHONGNAN UNIVERSITY OF ECONOMICS AND LAW	CN	-	17	-	-	-	31.2	-	-	-	-	-	-



University of
Nottingham

UK | CHINA | MALAYSIA

A truly global university in China

The University of Nottingham Ningbo China, the first Sino-Foreign university, is a leading international University.

We are home to a thriving international community of over 8,000 students from around the globe and academic staff from world renowned universities.

We offer undergraduate and postgraduate degrees from the University of Nottingham UK. We support students to develop valuable transferable skills and a global perspective.

Our research improves lives from transforming patient care in China, to pioneering a cleaner, greener future in transport. We push the boundaries of knowledge to impact on our world for the better.



www.nottingham.edu.cn



2021	Institution Name	Country/ Territory	Academic Reputation	Employer Reputation	Faculty Student	Staff with PhD	Papers per Faculty	Citations per Paper	International Research Network	International Faculty	International Students	Inbound Exchange	Outbound Exchange	Overall
451-500	ANHUI UNIVERSITY	CN	-	-	-	-	30.7	47.5	-	-	-	-	-	-
451-500	ATMA JAYA CATHOLIC UNIVERSITY JAKARTA	ID	-	17	-	-	-	-	-	-	-	49.9	51.3	-
451-500	BAHRIA UNIVERSITY	PK	-	19	32.6	-	-	-	-	-	-	-	-	-
451-500	BANASTHALI VIDYAPITH	IN	-	-	-	73.9	-	-	-	18.8	43	-	-	-
451-500	CAN THO UNIVERSITY	VN	-	-	-	-	-	-	-	-	-	11	-	-
451-500	CHANGWON NATIONAL UNIVERSITY	KR	-	-	-	79.7	-	-	-	-	-	10.4	16.3	-
451-500	CHUNG HUA UNIVERSITY	TW	-	-	-	31.2	-	-	-	-	32	40.3	-	-
451-500	DONG-A UNIVERSITY	KR	-	-	-	-	-	27.7	-	-	-	10.1	26	-
451-500	DONGSEO UNIVERSITY	KR	-	-	-	-	-	-	-	69.9	37.2	73.5	58.8	-
451-500	GAKUSHUIN UNIVERSITY	JP	-	-	25	-	-	34	-	-	-	-	-	-
451-500	GC UNIVERSITY LAHORE	PK	-	16	-	-	-	-	23.7	-	-	-	-	-
451-500	GUANGDONG UNIVERSITY OF FOREIGN STUDIES	CN	-	-	26.4	-	-	-	-	30.7	13.8	25.2	84.9	-
451-500	GURU NANAK DEV UNIVERSITY, AMRISTAR	IN	-	-	-	-	41.2	48.2	-	-	-	-	-	-
451-500	HANDONG GLOBAL UNIVERSITY	KR	-	-	-	-	-	-	-	56.2	17.6	28.9	54.1	-
451-500	HOSEI UNIVERSITY	JP	-	18	-	-	-	-	-	32.7	-	-	-	-
451-500	INDIAN INSTITUTE OF INFORMATION TECHNOLOGY(IIIT) - ALLAHABAD	IN	-	16	-	-	34.2	-	-	-	-	-	-	-
451-500	INNER MONGOLIA UNIVERSITY	CN	-	-	32.6	-	-	32.3	-	-	13.3	-	-	-
451-500	IWATE PREFECTURAL UNIVERSITY	JP	-	-	-	-	-	54.1	-	-	-	-	-	-
451-500	KALINGA INSTITUTE OF INDUSTRIAL TECHNOLOGY (KIIT)	IN	-	-	27.1	-	-	-	-	-	23	63.8	18.4	-
451-500	KAVAYITRI BAHINABAI CHAUDHARI NORTH MAHARASHTRA UNIVERSITY, JALGAON	IN	-	-	-	59.1	38.9	38.7	-	-	-	-	-	-
451-500	KEIMYUNG UNIVERSITY	KR	-	-	-	-	-	31.6	-	48.6	31.3	-	-	-
451-500	KHULNA UNIVERSITY OF ENGINEERING AND TECHNOLOGY	BD	-	18	-	-	-	-	-	-	-	-	-	-
451-500	KITASATO UNIVERSITY	JP	-	-	55.1	-	-	-	-	-	-	-	-	-
451-500	KLE ACADEMY OF HIGHER EDUCATION AND RESEARCH, BELAGAVI	IN	-	-	94	-	-	-	-	-	-	-	-	-
451-500	LIAONING UNIVERSITY	CN	-	-	-	34.8	-	37.2	-	-	-	-	-	-
451-500	MAE FAH LUANG UNIVERSITY	TH	-	-	-	-	-	-	-	77.5	20.3	10.2	16.2	-
451-500	MALAYSIA UNIVERSITY OF SCIENCE AND TECHNOLOGY (MUST)	MY	-	-	-	-	-	-	-	91.9	100	-	-	-
451-500	MIE UNIVERSITY	JP	-	-	27.5	-	36.1	-	-	-	-	-	-	-
451-500	NATIONAL KAOHSIUNG UNIVERSITY OF SCIENCE AND TECHNOLOGY	TW	-	-	-	45.2	19.7	-	-	-	-	-	-	-
451-500	NATIONAL TAIPEI UNIVERSITY OF EDUCATION	TW	-	-	-	73.5	-	-	-	-	21.7	-	18.6	-
451-500	OCHANOMIZU UNIVERSITY	JP	-	-	-	-	-	-	-	34.4	25.2	25	15.7	-
451-500	RIPHAH INTERNATIONAL UNIVERSITY	PK	-	17	-	-	-	-	23.3	-	-	-	-	-
451-500	SANGMYUNG UNIVERSITY	KR	-	-	-	-	-	-	-	-	94.5	29.6	77	-
451-500	SASTRA DEEMED UNIVERSITY	IN	-	-	-	-	29.8	-	-	-	-	-	-	-
451-500	SHIH CHIEN UNIVERSITY	TW	-	-	-	34.9	-	-	-	25.1	24.4	74.5	23.8	-
451-500	SRI KRISHNADEVARAYA UNIVERSITY, ANANTPUR	IN	-	-	-	88.3	25.1	-	-	-	-	-	-	-
451-500	TOTTORI UNIVERSITY	JP	-	-	39.7	-	35.4	-	18.4	-	-	-	-	-
451-500	UNIVERSITAS MUHAMMADIYAH YOGYAKARTA	ID	-	-	-	-	-	-	-	87.6	-	32.7	34.5	-
451-500	UNIVERSITI SULTAN ZAINAL ABIDIN	MY	-	-	-	-	-	-	-	48.7	53.4	-	-	-
451-500	UNIVERSITY OF CENTRAL PUNJAB	PK	-	30	-	-	-	-	-	-	-	-	-	-
451-500	UNIVERSITY OF FUKUI	JP	-	-	43.2	-	41.9	-	-	-	-	-	-	-
451-500	UNIVERSITY OF KASHMIR, SRINAGAR	IN	-	-	-	89.3	17.5	-	-	-	-	-	-	-
451-500	UNIVERSITY OF MALAKAND,CHAKDARA	PK	-	-	-	-	-	28	26.4	-	-	-	-	-
451-500	UNIVERSITY OF SAN CARLOS	PH	17	14	-	-	-	-	-	-	-	-	-	-
451-500	UNIVERSITY OF SRI JAYEWARDENEPURA	LK	-	27	-	-	-	-	-	-	-	-	-	-
451-500	UNIVERSITY OF VETERINARY AND ANIMAL SCIENCES, LAHORE	PK	-	16	-	-	-	-	-	-	-	-	13	-
451-500	WONKWANG UNIVERSITY	KR	-	-	25.8	21.9	-	21.3	-	-	-	16.6	-	-
451-500	XINJIANG UNIVERSITY	CN	-	-	-	-	-	27.4	-	-	-	-	-	-
451-500	YANSHAN UNIVERSITY	CN	-	-	-	-	17.9	26	22.5	-	-	-	-	-
451-500	YOUNGSAN UNIVERSITY	KR	-	18	-	-	-	-	-	-	28.1	-	12.2	-

UBT

جامعة الأعمال و التكنولوجيا
UNIVERSITY OF BUSINESS AND TECHNOLOGY

التعليم من أجل العمل
Education for Job Opportunities



18

Undergraduate Programs

7

Postgraduate Programs

83

Vocational English courses

75%

Graduates Employment Rate*
2017-18 Graduates

5000 +

Enrolled Students

40 +

Executive Education Programs

200 +

Teaching Staff

حاصل على الاعتماد المؤسسي من المركز الوطني للتقويم والاعتماد الأكاديمي
Institutionally Accredited by National Center for Academic Accreditation and Evaluation

Quality and Accreditation



Memberships



UBT_EDU



WWW.UBT.EDU.SA

920000490

2021	Institution Name	Country/ Territory	Academic Reputation	Employer Reputation	Faculty Student	Staff with PhD	Papers per Faculty	Citations per Paper	International Research Network	International Faculty	International Students	Inbound Exchange	Outbound Exchange	Overall
551-600	ACHARYA NAGARJUNA UNIVERSITY	IN	-	-	-	26.4	20.6	-	-	18.4	34.3	-	-	-
551-600	AHSANULLAH UNIVERSITY OF SCIENCE AND TECHNOLOGY	BD	-	15	-	-	-	-	-	-	-	-	-	-
551-600	AMERICAN INTERNATIONAL UNIVERSITY, BANGLADESH	BD	-	-	-	-	-	-	-	-	-	-	-	-
551-600	B.S. ABDUR RAHMAN CRESCENT INSTITUTE OF SCIENCE AND TECHNOLOGY (DEEMED TO BE UNIVERSITY)	IN	-	-	-	-	-	-	-	-	-	19.5	12	-
551-600	BALUCHISTAN UNIVERSITY OF INFORMATION TECHNOLOGY ENGINEERING AND MANAGEMENT SCIENCES (BUIITEMS)	PK	-	-	-	-	-	-	-	-	-	-	-	-
551-600	BHARATI VIDYAPEETH UNIVERSITY, PUNE	IN	-	-	35.2	-	-	-	-	-	-	-	-	-
551-600	BURAPHA UNIVERSITY	TH	-	-	-	-	-	-	-	-	-	-	-	-
551-600	CHRIST (DEEMED TO BE UNIVERSITY), BENGALURU	IN	-	15	-	-	-	-	-	-	-	-	-	-
551-600	DELHI TECHNOLOGICAL UNIVERSITY	IN	-	-	-	-	44.4	-	-	-	-	-	-	-
551-600	DONG-EUI UNIVERSITY	KR	-	-	-	-	-	31.1	-	-	-	12.1	17.9	-
551-600	GOVERNMENT COLLEGE UNIVERSITY, FAISALABAD	PK	-	-	-	-	-	40.9	-	-	-	-	-	-
551-600	GUIZHOU UNIVERSITY	CN	-	-	-	-	-	-	21.7	41.6	-	-	-	-
551-600	GULBARGA UNIVERSITY, GULBARGA	IN	-	-	-	42.9	-	20.4	-	-	-	-	-	-
551-600	HANNAM UNIVERSITY	KR	-	-	-	-	-	-	-	23.4	14.6	12.3	26	-
551-600	HANOI NATIONAL UNIVERSITY OF EDUCATION	VN	-	-	-	-	-	-	-	-	-	-	-	-
551-600	HANSUNG UNIVERSITY SEOUL	KR	-	-	-	-	-	-	-	-	13.7	-	34.3	-
551-600	IWATE UNIVERSITY	JP	-	-	-	-	37.9	-	-	-	-	-	-	-
551-600	JAWAHARLAL NEHRU TECHNOLOGICAL UNIVERSITY	IN	-	-	-	-	-	-	-	-	-	-	-	-
551-600	KANAGAWA UNIVERSITY	JP	-	-	-	-	-	-	17.4	36.7	14.1	-	-	-
551-600	KARNATAK UNIVERSITY, DHARWAD	IN	-	-	-	-	-	-	16.9	-	-	-	-	-
551-600	KOGAKUIN UNIVERSITY	JP	-	-	-	47.6	18.4	-	-	20	-	-	-	-
551-600	KONERU LAKSHMAIAH EDUCATION FOUNDATION	IN	-	-	26.4	-	-	-	-	-	-	-	-	-
551-600	KOREA NATIONAL UNIVERSITY OF EDUCATION	KR	-	-	-	-	-	-	-	-	-	-	-	-
551-600	KUMAUN UNIVERSITY, NAINITAL	IN	-	-	-	95.4	-	-	-	-	-	-	-	-
551-600	KUMOH NATIONAL INSTITUTE OF TECHNOLOGY	KR	-	-	-	-	22.3	-	-	-	-	20	17.8	-
551-600	KUVEMPU UNIVERSITY, SHANKARAGHATTA	IN	-	-	-	-	-	46	-	-	-	-	-	-
551-600	MAHARAJA SAYAJIRAO UNIVERSITY OF BARODA, VADODARA	IN	-	-	-	-	-	-	-	-	-	-	-	-
551-600	MAHARISHI MARKANDESHWAR UNIVERSITY	IN	-	-	41.9	-	-	-	-	-	39.8	-	-	-
551-600	MANGALORE UNIVERSITY, MANGALORE	IN	-	-	27.2	-	-	-	-	-	-	-	-	-
551-600	MINDANAO STATE UNIVERSITY - ILAGAN INSTITUTE OF TECHNOLOGY	PH	-	-	-	-	-	-	-	-	-	-	-	-
551-600	MONGOLIA UNIVERSITY OF SCIENCE AND TECHNOLOGY	MN	-	-	-	-	-	-	-	-	-	-	-	-
551-600	NATIONAL TEXTILE UNIVERSITY	PK	-	-	-	-	-	-	-	-	-	-	-	-
551-600	NORTHEAST FORESTRY UNIVERSITY	CN	-	-	-	-	25	21.6	-	-	-	-	-	-
551-600	PAICHAJ UNIVERSITY	KR	-	-	-	-	-	-	-	21	35.9	28	55.6	-
551-600	PARAHYANGAN CATHOLIC UNIVERSITY	ID	-	-	-	-	-	-	-	-	-	-	-	-
551-600	SILLA UNIVERSITY	KR	-	-	-	-	-	-	-	27	39.1	40.5	64.8	-
551-600	SOJO UNIVERSITY	JP	-	-	-	-	-	-	-	43.5	-	-	74.8	-
551-600	STATE UNIVERSITY OF MALANG	ID	-	-	-	-	-	-	-	-	-	14	-	-
551-600	SUNCHON NATIONAL UNIVERSITY	KR	-	-	-	-	19.4	23	-	-	-	-	26.4	-
551-600	SYIAH KUALA UNIVERSITY	ID	-	-	-	-	-	-	-	-	-	-	-	-
551-600	TOKYO DENKI UNIVERSITY	JP	-	-	-	-	-	-	-	34.8	-	-	-	-
551-600	UNIVERSITAS ANDALAS	ID	-	-	-	-	-	-	-	-	-	-	-	-
551-600	UNIVERSITAS PELITA HARAPAN	ID	-	14	-	-	-	-	-	-	-	-	-	-
551-600	UNIVERSITI MALAYSIA KELANTAN	MY	-	-	-	18.5	-	-	-	25.2	-	-	-	-
551-600	UNIVERSITY OF JAMMU, JAMMU	IN	-	-	-	48.5	-	-	-	-	-	-	-	-
551-600	UNIVERSITY OF SURABAYA	ID	-	-	-	-	-	-	-	-	-	20.1	-	-
551-600	VEL TECH UNIVERSITY	IN	-	-	31.2	-	-	-	-	-	-	-	13.7	-
551-600	YANBIAN UNIVERSITY	CN	-	-	-	-	-	28	-	-	-	-	-	-
551-600	YONG IN UNIVERSITY	KR	-	-	-	-	-	-	-	28.4	15.2	-	27.6	-
551-600	ZIAUDDIN UNIVERSITY	PK	-	-	22.5	-	-	-	-	-	-	-	12.1	-

2021	Institution Name	Country/Territory	Academic Reputation	Employer Reputation	Faculty Student	Staff with PhD	Papers per Faculty	Citations per Paper	International Research Network	International Faculty	International Students	Inbound Exchange	Outbound Exchange	Overall
501-550	ABDUL WALI KHAN UNIVERSITY MARDAN	PK	-	-	-	-	-	32.9	21.7	-	-	-	33.3	-
501-550	ATENEO DE DAVAO UNIVERSITY	PH	-	-	42.7	-	-	-	-	-	-	-	-	-
501-550	CENTRAL UNIVERSITY OF FINANCE AND ECONOMICS	CN	-	-	27.5	-	-	21.3	-	-	-	-	-	-
501-550	CHANGAN UNIVERSITY	CN	-	-	-	-	17.4	-	17.6	-	-	-	26.7	-
501-550	CHAOYANG UNIVERSITY OF TECHNOLOGY	TW	-	17	-	-	-	-	-	-	22.4	51.4	-	-
501-550	COMMUNICATION UNIVERSITY OF CHINA	CN	-	-	41.1	-	-	-	-	-	22.4	-	-	-
501-550	DAEGU UNIVERSITY	KR	-	-	-	-	-	29.3	-	38.7	-	-	-	-
501-550	DALIAN MARITIME UNIVERSITY	CN	-	-	-	-	21.5	-	18.4	-	-	-	-	-
501-550	DOSHISHA WOMEN'S COLLEGE OF LIBERAL ARTS	JP	-	-	-	-	-	41.7	-	31.4	-	-	-	-
501-550	GAUHATI UNIVERSITY, GUWAHATI	IN	-	-	-	71.7	19.2	-	-	-	-	-	-	-
501-550	GITAM UNIVERSITY	IN	-	-	66.2	-	-	-	-	22.4	-	-	-	-
501-550	GOA UNIVERSITY	IN	-	-	25.1	28.5	24.4	-	-	-	-	-	-	-
501-550	HEBEI UNIVERSITY OF TECHNOLOGY	CN	-	-	-	-	28.3	-	22.6	-	-	-	-	-
501-550	HIROSAKI UNIVERSITY	JP	-	-	24	-	-	-	-	-	-	-	-	-
501-550	INDIAN INSTITUTE OF INFORMATION TECHNOLOGY, DESIGN & MFG KANCHEEPURAM	IN	-	-	-	100	34.7	-	-	-	-	-	-	-
501-550	IQRA UNIVERSITY IU KARACHI	PK	-	-	23.5	-	-	-	-	-	-	-	-	-
501-550	JAIN (DEEMED TO BE UNIVERSITY)	IN	-	-	-	-	-	39.4	-	-	-	-	-	-
501-550	JAPAN WOMEN'S UNIVERSITY	JP	-	-	30.2	-	-	-	-	-	-	-	-	-
501-550	JOSAI INTERNATIONAL UNIVERSITY	JP	-	-	-	-	-	-	-	31	85.4	-	-	-
501-550	KANSAI GAIDAI UNIVERSITY	JP	-	-	56.5	-	-	-	-	31.5	-	-	-	-
501-550	KYONGGI UNIVERSITY	KR	-	-	-	-	-	-	-	-	29.4	13.6	32.9	-
501-550	KYOTO SANGYO UNIVERSITY	JP	-	-	-	-	-	-	-	63.4	-	-	-	-
501-550	MAHASARAKHAM UNIVERSITY	TH	-	-	-	-	-	-	-	17.4	-	-	17.6	-
501-550	MAPUA UNIVERSITY	PH	-	15	-	-	-	-	-	-	-	19.9	26.2	-
501-550	MOKPO NATIONAL UNIVERSITY	KR	-	-	-	-	-	44.9	-	-	13.9	-	-	-
501-550	NARA WOMEN'S UNIVERSITY	JP	-	-	-	-	38	29.4	-	-	27.7	-	-	-
501-550	NATIONAL CHIN-YI UNIVERSITY OF TECHNOLOGY	TW	-	-	-	42.9	-	-	-	-	21	10	-	-
501-550	SAGA UNIVERSITY	JP	-	-	22.9	-	33.9	-	-	-	-	-	-	-
501-550	SAURASHTRA UNIVERSITY, RAJKOT	IN	-	-	-	81.8	23.2	-	-	-	-	-	-	-
501-550	SEOUL NATIONAL UNIVERSITY OF EDUCATION	KR	-	-	48.1	-	-	-	-	-	-	-	-	-
501-550	SEOUL WOMEN'S UNIVERSITY	KR	-	-	-	-	-	-	-	-	-	-	33.3	-
501-550	SHANGDONG AGRICULTURAL UNIVERSITY	CN	-	-	28.6	-	-	29.7	-	-	-	-	-	-
501-550	SICHUAN AGRICULTURAL UNIVERSITY	CN	-	-	30.9	-	-	-	-	-	-	-	-	-
501-550	SILLIMAN UNIVERSITY	PH	-	-	35.6	-	-	-	-	-	-	-	-	-
501-550	SUN MOON UNIVERSITY	KR	-	-	-	-	-	-	-	17.7	69	-	98.9	-
501-550	THE ISLAMIA UNIVERSITY OF BAHAWALPUR, PAKISTAN	PK	-	-	-	-	-	-	19.2	-	-	-	-	-
501-550	TOKYO CITY UNIVERSITY	JP	-	-	-	20.9	-	-	-	27.5	-	-	-	-
501-550	TOKYO UNIVERSITY OF FOREIGN STUDIES	JP	14	15	-	-	-	-	-	-	16.3	-	-	-
501-550	UDAYANA UNIVERSITY	ID	-	-	-	-	-	-	-	-	25.9	33.2	-	-
501-550	UNIVERSITAS ISLAM INDONESIA	ID	20	-	-	-	-	-	-	-	-	-	-	-
501-550	UNIVERSITAS PENDIDIKAN INDONESIA	ID	17	-	-	-	-	-	-	-	-	-	-	-
501-550	UNIVERSITAS SUMATERA UTARA	ID	-	-	22.5	-	-	-	-	-	-	-	-	-
501-550	UNIVERSITI SAINS ISLAM MALAYSIA	MY	-	-	-	-	-	-	-	40.9	32.1	-	-	-
501-550	UNIVERSITY OF MANAGEMENT AND TECHNOLOGY	PK	-	17	-	-	-	-	-	-	-	-	-	-
501-550	UNIVERSITY OF SARGODHA	PK	-	-	-	-	-	-	39	-	-	-	-	-
501-550	UNIVERSITY OF SINDH	PK	-	-	-	-	-	39.2	-	-	-	-	-	-
501-550	UNIVERSITY OF SUWON	KR	-	-	-	-	-	-	-	68.9	-	20.3	21	-
501-550	UTSUNOMIYA UNIVERSITY	JP	-	-	41.6	-	21.9	-	-	27	15.8	19.1	-	-
501-550	XI'AN UNIVERSITY OF ARCHITECTURE AND TECHNOLOGY (XAUAT)	CN	-	-	28.9	-	-	-	-	-	-	-	-	-
501-550	YOGYAKARTA STATE UNIVERSITY	ID	15	-	-	-	-	-	-	24.4	-	-	12.6	-

2021	Institution Name	Country/Territory	Academic Reputation	Employer Reputation	Faculty Student	Staff with PhD	Papers per Faculty	Citations per Paper	International Research Network	International Faculty	International Students	Inbound Exchange	Outbound Exchange	Overall
601+	ADAMSON UNIVERSITY	PH	-	-	-	-	-	-	-	-	-	-	-	-
601+	AHMAD DAHLAN UNIVERSITY	ID	-	-	-	-	-	-	-	-	-	-	-	-
601+	AICHI GAKUIN UNIVERSITY	JP	-	-	-	-	-	-	-	-	-	-	-	-
601+	AICHI UNIVERSITY	JP	-	-	-	-	-	-	-	-	-	-	-	-
601+	ANDONG NATIONAL UNIVERSITY	KR	-	-	-	-	-	-	-	-	-	-	-	-
601+	ANYANG UNIVERSITY	KR	-	-	-	-	-	-	-	-	-	-	19.9	-
601+	BUNKYO UNIVERSITY	JP	-	-	-	-	-	-	-	-	-	-	-	-
601+	CENTRAL LUZON STATE UNIVERSITY	PH	-	-	-	-	-	-	-	-	-	-	-	-
601+	CENTRAL MINDANAO UNIVERSITY	PH	-	-	-	-	-	-	-	-	-	-	-	-
601+	CENTRAL PHILIPPINE UNIVERSITY	PH	-	-	-	-	-	-	-	-	-	-	-	-
601+	CHEONGJU UNIVERSITY	KR	-	-	-	-	-	-	-	35.1	13.2	12.1	-	-
601+	CHITKARA UNIVERSITY	IN	-	-	-	-	-	-	-	-	-	-	-	-
601+	DAEJEON UNIVERSITY	KR	-	-	-	-	-	-	-	-	13.8	16.4	41.9	-
601+	DAEJIN UNIVERSITY	KR	-	-	-	-	-	-	-	-	17.6	25.5	77.3	-
601+	DA-YEH UNIVERSITY	TW	-	-	-	-	-	-	-	-	-	-	-	-
601+	FOUNDATION UNIVERSITY ISLAMABAD	PK	-	-	-	-	-	-	-	-	-	-	-	-
601+	FUKUSHIMA UNIVERSITY	JP	-	-	-	-	-	-	-	-	-	-	-	-
601+	GUANGDONG UNIVERSITY OF TECHNOLOGY	CN	-	-	34.5	-	-	-	-	-	-	-	-	-
601+	HANSEO UNIVERSITY	KR	-	-	-	-	-	-	-	40.2	29.4	-	14.5	-
601+	HINDUSTAN INSTITUTE OF TECHNOLOGY & SCIENCE	IN	-	-	-	-	-	-	-	-	-	15.8	-	-
601+	ICFAI FOUNDATION FOR HIGHER EDUCATION, HYDERABAD	IN	-	-	-	17.6	-	-	-	-	-	-	-	-
601+	INDUSTRIAL UNIVERSITY OF HO CHI MINH CITY	VN	-	-	-	-	-	-	-	-	-	-	-	-
601+	ISLAMIA COLLEGE UNIVERSITY PESHAWAR	PK	-	-	-	-	-	-	-	-	-	-	-	-
601+	JIWAJI UNIVERSITY, GWALIOR	IN	-	-	-	-	37.6	-	-	-	-	-	-	-
601+	JOSAI UNIVERSITY	JP	-	-	-	-	-	-	-	23.7	-	-	-	-
601+	KANAGAWA INSTITUTE OF TECHNOLOGY	JP	-	-	-	-	22	-	-	-	-	-	-	-
601+	KANAZAWA INSTITUTE OF TECHNOLOGY	JP	-	-	-	-	-	-	-	-	-	-	-	-
601+	KANGNAM UNIVERSITY	KR	-	-	-	-	-	-	-	19.4	19.7	14.8	14.2	-
601+	KOBE COLLEGE	JP	-	-	-	-	17.6	-	-	75.2	-	-	-	-
601+	KONGJU NATIONAL UNIVERSITY	KR	-	-	-	-	-	-	-	-	-	-	16.6	-
601+	KONYANG UNIVERSITY	KR	-	-	-	-	29.5	-	-	-	33.1	-	24.4	-
601+	KOREA NAZARENE UNIVERSITY	KR	-	-	-	-	-	-	-	44.2	-	-	-	-
601+	KURUKSHETRA UNIVERSITY, KURUKSHETRA	IN	-	-	-	31.2	-	-	-	-	-	-	-	-
601+	KYOTO WOMEN'S UNIVERSITY	JP	-	-	-	-	-	-	-	-	-	-	-	-
601+	KYUNGSUNG UNIVERSITY	KR	-	-	-	-	-	-	-	24.3	20.7	-	33	-
601+	LAHORE COLLEGE FOR WOMEN UNIVERSITY	PK	-	-	-	-	-	-	-	-	-	-	-	-
601+	MOHANLAL SUKHADIA UNIVERSITY, UDAIPUR	IN	-	-	-	64.5	-	-	-	-	-	-	-	-
601+	NATIONAL KAOHSIUNG NORMAL UNIVERSITY	TW	-	-	-	-	18.6	-	-	-	-	-	-	-
601+	NMIMS UNIVERSITY	IN	-	-	-	-	-	-	-	-	-	-	-	-
601+	NORTHEAST AGRICULTURAL UNIVERSITY	CN	-	-	-	-	20.4	-	-	-	-	-	-	-
601+	RYUKOKU UNIVERSITY	JP	-	-	-	-	-	-	-	26.9	-	12.7	-	-
601+	SAHMYOOK UNIVERSITY	KR	-	-	-	-	-	-	-	30.3	-	-	-	-
601+	SEOKYEONG UNIVERSITY	KR	-	-	-	-	-	-	-	58.5	19.7	-	-	-
601+	STATE ISLAMIC UNIVERSITY (UIN) SYARIF HIDAYATULLAH JAKARTA	ID	-	-	-	-	-	-	-	-	-	-	-	-
601+	TSUDA COLLEGE	JP	-	-	27.1	-	-	-	-	-	-	-	-	-
601+	UBON RATCHATHANI UNIVERSITY	TH	-	-	-	-	-	-	-	-	-	14.7	-	-
601+	UNIVERSITAS MUHAMMADIYAH SURAKARTA	ID	-	-	-	-	-	-	-	-	-	-	-	-
601+	UNIVERSITAS TARUMANAGARA	ID	-	-	-	-	-	-	-	19	-	12.9	31.5	-
601+	UNIVERSITY OF ECONOMICS HO CHI MINH CITY	VN	-	-	-	-	-	-	-	21.5	-	-	-	-
601+	XAVIER UNIVERSITY	PH	-	-	-	-	-	-	-	-	-	-	-	-

Education transformation – virtually speaking at HKBU

As COVID-19 spread around the globe and cities went into lockdown, lecturers had to quickly adjust to a new, entirely virtual, educational world. Staff at Hong Kong Baptist University (HKBU) swiftly moved to an online teaching and learning model while also coming up with some innovative approaches, ensuring that the students still received a high-quality education in line with its values despite the difficult circumstances.

Moving classes online

While staff at HKBU have long offered a blended learning approach which takes the best of the virtual and physical world, the suspension of all on-campus classes due to the pandemic forced them to move all learning online in mid-March. Different faculties and departments took a tailored approach with regards to the demands of their respective programmes, but some hands-on courses had to be particularly innovative given the unprecedented situation.

In the Academy of Visual Arts, for example, Assistant Professor Ekkehard Altenburger inspired his students of the sculpture class with a series of specially-designed creative online teaching modules. To teach the concepts of balance and positioning,

which are fundamental elements in sculpture, Mr Altenburger instructed his students to produce sculptures using their bodies, a chair and an object, but the chair could not be placed on the floor and they could not hold the object with their hands.

Other tasks included asking students to produce a graphite rubbing of a place or object, and to create an artwork with captions of poems or phrases. These innovative pedagogies have not only resulted in exceptional attendance levels and highly creative students' work, but also earned Mr Altenburger the 2020 e-Learning Excellence Awards.

Virtual exchange

Beyond classes, HKBU also pioneered new virtual international exchange initiatives, ensuring that students still had an opportunity to interact and learn from their counterparts from different cultures and countries at a time when many borders were closed and air travel was difficult.

Partial virtual exchange was introduced in the first semester of 2020-21 as a pilot run to pave the way for the full implementation of online-merge-offline exchange later. In this hybrid mode, HKBU and participating partner universities are offering




a number of courses online, in mixed-mode with students present physically and online synchronously. Exchange students will also enrol in online courses at the host universities and take classes together with local students. To complement virtual exchange, an educational trip to the host country or countries of collaborating partner universities during semester breaks will be added.

Indeed, as it becomes increasingly clear that the virus is here to stay for some time, one of the many lessons learnt is that one cannot stop innovating. While COVID-19 has caused huge issues around the world, it has also created many opportunities. The flexible teaching and exchange modes which have emerged during the pandemic are indeed a silver lining that will enrich education for many years to come.

The First Virtual QS APPLE

QS CONFERENCES GO ONLINE DURING 2020





This year has undoubtedly been one typified by challenge.

Almost all universities have experienced some form of shutdown and closures of national borders have prevented industries, such as tourism, from being able to function as they usually would. QS' conferences program, which includes MAPPLE and Subject Focus Summits, has similarly been impacted by the social distancing measures.

Challenges, however, present opportunities, and while unable to hold conferences in person, QS has pivoted both its student-facing and academics-facing conferences online. Rather than deter delegates, moving online has instead seen significant participation rates.

The 2020 QS APPLE Conference and Exhibition is the latest QS event to be taken completely online. Focussed on *New Global Partnerships for Resilience and Change*, the 2020 edition, which takes place at the tie of this report has now become the most popular iteration.

With over 1,500 delegates, established higher education leaders are being joined by emerging leaders to discuss the the future.

Meet some of our speakers for QS APPLE 2020.

**MS IRINA GEORGIEVA BOKOVA
FORMER DIRECTOR-GENERAL,
UNESCO**

Irina Bokova, born in Sofia (Bulgaria), has been two terms the Director- General of UNESCO from 2009 to 2017. Having graduated from Moscow State Institute of International Relations, Irina Bokova was a Fellow at the University of Maryland, Washington, and followed an executive program at the John F. Kennedy School

of Government at Harvard University.

As Director-General of UNESCO, Irina Bokova was actively engaged in the UN efforts to adopt Agenda 2030 for Sustainable Development, particularly Goal 4 on “Achieving Inclusive and Equitable Quality Education and Promoting Life-Long Learning for All”, as well as science and new technologies for sustainable development, protection of cultural and natural heritage

and biodiversity, and gender equality.

Since 2010 till 2017, Irina Bokova was vice-chair of the Broadband Commission for Sustainable Development, initiated by UNESCO and ITU (International Telecommunications Union), serving as a large platform for Governments, private sector and academia to support and promote connectivity and sustainable development.



NICE TO MEET YOU

Management and Science University (MSU) is a Malaysia top international private university providing award-winning programmes meeting stringent standards. Committed to excellence in delivering quality human capital across critical-need areas of the global workplace, MSU is Quacquarelli Symonds (QS) and Times Higher Education (THE) ranked as well as Accreditation Service for International Schools, Colleges & Universities (ASIC) and Accreditation Council for Entrepreneurial and Engaged Universities (ACEEU) accredited.

www.msu.edu.my



FOCUS AREAS :



- . medicine
- . pharmacy
- . health & sciences
- . optometry & visual science
- . cardiovascular technology



- . information sciences & computing
- . engineering & technology
- . media science & graphic



- . education & social sciences
- . hospitality & creative arts
- . music & fashion



- . accounting & finance
- . business management



MSUmalaysia





MS. AILSA LAMONT CO-FOUNDER, CLIMATE ACTION NETWORK FOR INTERNATIONAL EDUCATORS

After 25 years of professional experience spanning capacity building, social innovation and international education, including International Director and Pro Vice-Chancellor International roles at three Australian universities, Ailsa founded Pomegranate Global in 2016 to guide the education sector to take action on climate change. She has since trained with The Climate Reality Project, former US Vice President Al Gore's foundation to catalyze a global solution to the climate crisis. In 2019 she co-founded CANIE: Climate Action Network for International Educators, a grassroots initiative by international education practitioners who see the need and the opportunity to step up and take greater action on climate.



جامعة العين
AL AIN UNIVERSITY

COLLEGE OF ENGINEERING

COLLEGE OF PHARMACY

COLLEGE OF LAW

COLLEGE OF EDUCATION, HUMANITIES & SOCIAL SCIENCES

COLLEGE OF BUSINESS

COLLEGE OF COMMUNICATION & MEDIA



Engineering
Accreditation
Commission



aau.uae



aau_uae



alainuniversity

+971 2 6133 555

+971 3 7024 888

aau.ac.ae

KYUNGPOOK

NATIONAL UNIVERSITY



**DR ALDRIN A DARILAG
COMMISSIONER, COMMISSION
ON HIGHER EDUCATION**

Commissioner Dr Aldrin Arenas Darilag, CHRP, RMT, RN serves the Commission by progressively leading the advancement of a wide array of relevant and timely disciplines in higher education. This is exemplified through his work as the Oversight Commissioner for Teacher Education and Teacher Quality, Gender and Development, Extension Programs for State Universities and Colleges, and the Southeast Asian Regional Centre for Tropical Biology (SEAMEO Biotrop); and as a Champion for Futures Thinking and Cultural Education. Commissioner Darilag is grounded in his beliefs that progressive advancements in higher education can be achieved by holistically supporting higher education institutions to be of service to faculty and students – by reflecting on previous policies and experiences; by collaborating with agencies both public and private,



local and international; and by having a more refined foresight to prepare students – regardless of ethnicity, gender, socioeconomic status, and religion – for the world of tomorrow.

In addition to his work in flexible learning, Commissioner Darilag is also a human rights and gender

rights advocate. He leads in the institutionalization of gender-transformative practices, such as envisioning the revitalized Gender Resource Centers for the Regional Offices of CHED and encourages the SUC Presidents the realizing gender-sensitive infrastructures.

RAGHAV GUPTA
MANAGING DIRECTOR, INDIA &
APAC, COURSERA

Raghav leads Coursera in India and APAC. He is responsible for growing Coursera’s consumer and enterprise business in the region, thereby bringing the world’s best education to learners across Asia Pacific. Raghav has 20 years of experience across consumer, internet and management consulting industries in India, Southeast Asia and Europe. Previously, Raghav led the Retail Practice of Strategy (erstwhile Booz & Co.) in India, and served as President of Technopak Advisors. Raghav holds an MBA from INSEAD in France. He did his post graduation in fashion business management from the National Institute of Fashion Technology in New Delhi.





PMU

PRINCE MOHAMMAD BIN FAHD UNIVERSITY

Al Khobar, Eastern Province, Saudi Arabia



www.pmu.edu.sa



PMU_KSA

PMU

**Creative
Minds
Transform
the world**

**DR. BETTY VANDENBOSCH
CHIEF CONTENT OFFICER,
COURSERA**

Betty Vandebosch brings more than 25 years of academic leadership, research, and teaching experience to Coursera. Most recently she was chancellor of Purdue University Global, an institution resulting from Purdue University's 2018 acquisition of Kaplan University.

At Purdue, Betty oversaw academics for nearly 30,000 students — most of whom earned their degrees online. Before that, Betty held a number of leadership positions at Kaplan University and served as associate dean and associate professor at the Weatherhead School of Management at Case Western Reserve University. Throughout her career, Betty has won several awards in teaching and research. Betty earned her PhD in Management Information Systems and an MBA from Western University in Ontario, Canada.



At Coursera, Betty will be responsible for further deepening our ties with the partner community, working closely with them to advance content and credential innovations in line with learner demands and labor market signals.

QS APPLE 2020 runs from 25-27 November and will be available on-demand for a month. For more information and to join, visit qsapple.org

KICK START

Experiential Learning with Lingnan's Taught Postgraduate Programmes

- A wide range of Taught Postgraduate Programmes in diverse disciplines
- Opportunities to learn about chosen discipline through cross-cultural interactions and exchange worldwide
- Participate in international symposiums and seminars to keep up with growing trends and challenges
- Exciting internship opportunities overseas, on the mainland and locally

Newly launched TPG programmes:

MSc in Health Analytics and Operations Management

Dual Degree of Doctor of Policy Studies and PhD of Education Policy/Administration

MA in Curating and Art History

MSc in Business Innovation and Entrepreneurship

MSc in Artificial Intelligence and Business Analytics

**PROGRAMMES
INFORMATION**



Enquires:

School of Graduate Studies

☎ (852) 2616 8720

✉ sgs@LN.edu.hk

🌐 www.ln.edu.hk/sgs/taught-postgraduate-programmes/programme-on-offer

8 Castle Peak Road, Tuen Mun, Hong Kong

Liberal Arts Education • Transformation For Life
博雅教育 成就一生



QS Publications deliver invaluable and relevant content to assist institutions in making informed decisions

Find out the latest insights and compelling international education content with QS' annual, quarterly and online publications. News from universities across the globe, key trends in higher education, data and expert analysis, survey reports on pressing higher education issues, and special reports on our rankings and results.

QS Global Education News (QS-GEN)

A quarterly magazine showcasing higher education providers' outstanding academic achievements, awards, experiences, partnerships, and developments. The magazine also includes QS events and rankings previews, as well as exclusive insights. Learn about the latest trends at qs-gen.com

QS Yearbook

A comprehensive almanac for higher education, QS Yearbook brings together all of QS' Rankings into one publication. It is an exhaustive resource to help institutions, students and parents to compare and contrast university performance. Download your copy at qs.com/qs-publications

QS Higher Education Reports

Special report carrying exclusive insights, commentary and analysis on the year's results of the QS Rankings. A separate report is prepared for rankings including the World University Rankings, Rankings by Subject, and Rankings by Regions. Access the latest reports at qs.com/rankings

”

Where
difference
is created

”



CENTRAL LUZON STATE
UNIVERSITY

<http://clsu.edu.ph>





Since its inception in 2014, the Reimagine Education Conference and Awards have quickly established themselves as the Oscars of Education, bringing together the best in global edtech innovations.

As well as being a forum for discussing the future of education, the awards are a way to celebrate the achievements of providers around the world as they look to improve education for teachers, students and other stakeholders.

One of the most highly contested award areas is the Artificial Intelligence category, which recognizes the company or institution that best leverages artificial intelligence, machine learning, or cognitive computing to improve learning outcomes, teaching delivery, or graduate employability.

Reimagine 2020 sees eight edtech providers vying for the AI award after careful selection from the regional awards.

Meet this year's shortlist for the AI Award.

Reimagine Education will run from 9-11 December. Meet more of the shortlisted nominees and register at reimagine-education.com



Domoscio

DOMOSCIO SPARK

France

Domoscio Spark technologies are based on two challenges. One-size-fits-all approaches have proven to be inefficient in terms of knowledge acquisition and retention, since students have their own level of proficiency, learning preferences and speed, forgetting curve.

At the same time, teachers lack insights on the learning profiles within their classrooms and the available learning material and activities to make students study.

Using Artificial Intelligence to compute learning data, Domoscio Spark can automate student modeling to provide students with individualized learning experiences based on their strengths and weaknesses, and support teachers in their day-to-day activity.

Come to HUFS Meet the World

Hankuk University of Foreign Studies (HUFS)

Hankuk University of Foreign Studies, Leading a Globalized Korea

Hankuk University of Foreign Studies (HUFS), since its foundation in 1954, has been at the forefront of Korea's development, often dubbed the Korean miracle, serving as a pioneer and driving the economic growth and globalization of Korea. HUFS, a truly global university that fosters innovative leaders of the future.

Designated as a Specialized Educational Institution for Critical Foreign Languages

The enactment of the Critical Foreign Languages Education Act has expanded the platform for HUFS students majoring in critical foreign languages such as Vietnamese, Arabic, and Portuguese to grow into area specialists by gaining knowledge and experience transnationally. HUFS's prestige as the leading global university in Korea has been enhanced through university-wide academic programs such as HIMUN (HUFS International Model United Nations), which marks its 43rd anniversary this year, and a wide range of globalization programs which include the '7+1 Student Dispatch Program' where students study at overseas universities for one term, 'Honors Program for Area Specialists' to train and nurture area specialists with knowledge and practical experience, and a global internship program under which over 300 students gain on-the-ground overseas work experience annually.

- **Global Education Infrastructure**
HUFS teaches 45 languages in 52 language majors
- **Academic Exchange Agreements**
Signed with 832 universities and institutions in 98 countries
- **International Exchange Programs**
Number of HUFS students dispatched overseas : 1,843
Number of international students placed at HUFS : 636

Departments that Foster Global Leaders Prepared for the Ubiquitous High-Tech Era with a Convergence Mindset

- **EICC (English for International Conferences and Communication) Department**
The best Interpretation and Translation Curriculum in Korea
- **ELLT (English Linguistics & Language Technology) Department**
The first-ever department that combines language and technology in Korea
- **LD (Language & Diplomacy) Division**
An 'Elite Diplomat Academy' that nurtures future diplomats with the full range of competencies exemplified by HUFS
- **LT (Language & Technology) Division**
An 'Elite Trade Academy' that leads global industries and international trade
- **GBT (Global Business & Technology) Division**
Equips students with English language skills, IT capabilities, and a business mindset to become business leaders in the 21st century
- **BME (BioMedical Engineering) Division**
Fosters education that integrates the biomedical and engineering fields by fully utilizing IT

HUFS, A Global Hub at One with the World, has been visited by prominent political leaders

Starting with former President Washington Beltran of Uruguay in 1975, HUFS has had the honor of hosting heads of state from around the world such as Hungary, Poland, Mongolia, Portugal, and Indonesia, and most recently former President Barack Obama of the United States in 2012, not to mention Ministers and Vice Ministers of Foreign Affairs, Prime Ministers, Speakers of Upper Houses, and Speakers of Parliaments from many nations.

– Heads of state who visited HUFS (44 visits in total paid by heads of state, including 22 former and incumbent Presidents)

- Barack Obama, former President of the United States (2012)
- Mikhail Gorbachev, former President of the Soviet Union (2001)
- Joko Widodo, President of Indonesia (2018)
- Anibal Antonio Cavaco Silva, former President of Portugal (2017)
- Tsakhiagiin Elbegdorj, former President of Mongolia (2016)
- Bronislaw Komarowski, former President of the Republic of Poland (2013)
- Laura Chinchilla Miranda, former President of Costa Rica (2012)
- Pal Schmitt, former President of Hungary (2012)
- Abdullah Gul, former President of Turkey (2010)
- Georgi Sedefchov Parvanov, former President of Bulgaria (2009)
- Lech Kaczynski, former President of the Republic of Poland (2008)
- Traian Basescu, former President of Romania (2008)
- Elias Antonio Saca, former President of El Salvador (2006)
- Leonel Fernandez, former President of the Dominican Republic (2006)
- Traian Basescu, former President of Romania (2005)
- Joseph Kabila Kabange, former President of the Democratic Republic of the Congo (2005)
- Stanislave S. Shushkevich, former President of Belarus (2004)
- Ernesto Samper Pizano, former President of the Republic of Colombia (1996)
- Zhelyu Mitzev Zhelev, former President of Bulgaria (1995)
- Alberto Kenya Fujimori, former President of the Republic of Peru (1993)
- Fidel Sanches Hernandez, former President of El Salvador (1982)
- Washington Beltran, former President of Uruguay (1975)



HANKUK UNIVERSITY
OF FOREIGN STUDIES



Examus

EXAMUS PROCTORING

United States

Examus is an innovative edtech startup that provides artificial intelligence solutions for online education.

The team uses artificial intelligence and computer vision to monitor and analyze human behavior and engagement in real-time.

It has developed a unique solution with face recognition technology integrated with Moodle, OpenEdx, Microsoft Teams

Examus can also be implemented to any LMS as a white-labeled proctoring solution and provides two solutions for online education:

- Examus AI proctoring - remote exam controlling tool
- Examus EQ - engagement analytics tool



I-SHOU UNIVERSITY

A renowned comprehensive university in Taiwan that prepares students for the challenging world ahead



Top **1** %

Research in Clinical Medicine & Engineering Listed on ESI

2 Mission

Interdisciplinary Configuration of Intelligence Technology & Medicine across Colleges

3

Number of Colleges Accredited by AACSB

40⁺

Number of Student Nationalities Enrolled



Gulf Medical University

USING AI AND HIGH-FIDELITY SIMULATION (VIRTUAL PATIENT LEARNING) IN HEALTH PROFESSIONS EDUCATION

United Arab Emirates

The Project Virtual patient learning (VPL) is an online simulation system, based on artificial intelligence and pre-recorded movies, in which the learner plays the role of a medical professional, such as a physician, pharmacist, or nurse who confronts a virtual patient.

The interaction takes place in real-time and each decision taken by the learner instantly affects the reactions and emotions of the patient, just as it would in real life.

The patient in the scenario is played by a professional actor who is trained to simulate variable moods, attitudes, and emotional responses through verbal and non-verbal communication. Feedback is given through the simulated patient's comments.



Squirrel AI Learning

SQUIRREL AI LEARNING

China

Squirrel AI Learning applies AI-powered adaptive learning technology to K12 education.

It developed the first AI adaptive learning engine with independent intellectual property rights and advanced algorithms. With 70 percent AI system teaching and 30 percent human tutor-assisted

mixed mode, it provides a student-centered intelligent and personalized education. The system applies AI technology in the process of assessment, teaching, learning, evaluation. The product is cost-effective, with the artificial intelligence and human teacher model, to teach students in accordance with their aptitude, effectively solves the problems of the high cost of traditional education, the lack of resources for teachers, and low learning efficiency.



**London
South Bank
University**

EST 1892

ASU 

**جامعة العلوم التطبيقية
APPLIED SCIENCE UNIVERSITY**

معتمدة من مجلس التعليم العالي
Accredited by the Higher Education Council



College of Administrative Sciences



- Bachelor in Business Administration
- Bachelor in Accounting
- Bachelor in Management Information Systems
- Bachelor in Political Science
- Master in Business Administration
- Master in Human Resource Management
- Master in Accounting and Finance

College of Arts and Science



- Bachelor in Computer Science
- Bachelor in Graphic Design
- Bachelor in Interior Design

College of Law



- Bachelor in Law
- Master in Law
- Master in Commercial Law

College of Engineering



- Bachelor Programmes in Architectural and Civil Engineering


JOINS US:



CONTACT US:



RESPONDING TO COVID-19 FOR A BETTER WORLD



In response to the Covid19- pandemic, Khalifa University has stepped up in the global fight to better detect, manage and prevent the spread of the coronavirus around the world. Our researchers are developing 3D printed biodegradable face masks, portable PCR Covid19- testing kits that can give results within 45 minutes and much more.

ku.ac.ae



At Khalifa University, we seamlessly integrate education and research to produce innovations that address the world's most pressing challenges in key areas of energy, water, healthcare, aerospace, robotics and more.

Robinson Education Solutions Ltd

AI SCIENCE TUTOR

United Kingdom

AI Science Tutor helps students achieve their full potential by providing quality feedback when it's most effective - immediately.

It also removes hours of workload each week for teachers in the form of 'deep marking' and gives teachers a clear view of class progress in real-time and empowers them to target interventions optimally.

The innovation provides an assistant for every pupil in class, and at home, to cover common difficulties and free up teacher time for higher value activities.

The online learning environment uses a custom AI which reads students' constructed answers in K12 science and gives tailored guidance on how to improve them.



Ajman University

ECHOV EDUCATIONAL AR-GLASSES

United Arab Emirates

echoV is a project targeting deaf and hearing-impaired students who are aiming to continue their education outside special centers and communicate normally with the societies who are not sign language educated.

Common universities and colleges worldwide are not equipped with technological techniques that can assist them in their education, while few specialized universities are built for deaf students, sign language tutors or in-class television captioning are included for few majors only.

echoV will allow students to study in any educational institution without the need for any sign language tutors in the classroom and adapt easily with their colleagues.

Domoscio

DOMOSCIO HUB & LOCK

France

Corporate learning is based on a one-size-fits-all approach which does not consider each employee's profile and needs.

Domoscio connects cognitive science and AI to enhance human learning. The Domoscio Hub solution allows companies to optimize career paths by addressing the individual needs.

It enables them to improve the engagement and use of training platforms by recommending content adapted to the learning profile of each employee. Domoscio Lock provides an optimized revision plan with spaced test sessions for each learner based on his forgetting curve, to improve knowledge retention and skills development. Companies have an in-depth analysis of the impact of training.

Hokema oy

SPEECH-DRIVEN TECHNOLOGY FOR HIGH QUALITY EARLY LANGUAGE LEARNING

Finland

Hokema from Finland created top speech-driven tools for early language learning.

Its first product, Pop2Talk, is a new entirely speech-based method to teach clear pronunciation and basic vocabulary to children aged 5-8 years. It combines brain research, educational science, and speech technology from the University of Helsinki and Aalto-university.

The speech technology is the only one on the market capable of analyzing the child's pronunciation on precis phoneme-level. This accurate and unique speech technology is combined with expertise in making fun and effective learning for children aged 5-8 so they can learn pronunciation anytime, anywhere.

Jeonbuk National University, an Empathy and Innovation Platform

WORKING TOGETHER, YOUR DREAM WILL BECOME REALITY

Jeonbuk National University (JBNU), located in what CNN calls “The Best Taste City in Korea”, is innovating, educating, and researching its way towards a reputation as “The Best Glocal University” and an academic powerhouse. JBNU provides a strong academic foundation, fosters young talents to become leaders in society, and serves the region as a reliable partner in meeting challenges with achievable solutions. .

World-Class Research Competitiveness


With financial support from the Korean government, JBNU recently established a “Solar Energy-AI Fusion Engineering” graduate program that will train more than 100 integrated researchers over the next five years. JBNU is also recognized for its research and innovation in fields as diverse as renewable and hydrogen energy development, smart agricultural technology, carbon nanomaterial engineering, semiconductor development, Big Data analytics, and finance.

The Source of University Competitiveness; A World-Class Research Infrastructure

As a result of JBNU's research innovation leadership, the University has been selected as one of 21 institutions to receive government funding as part of its BK21 FOUR initiative. JBNU's research infrastructure and highly qualified pool of students and faculty have attracted proposals for joint research and technology transfer, and the attention of both developed and developing countries.

The Research Center for the Application of High Temperature Plasma has invested 40 billion Won in a 2.4 MW class plasma generator capable of recreating the extreme conditions experienced by spacecraft during reentry.

JBNU's Research Institute for Human-Animal Common Infectious Diseases, Asia's largest zoonotic pathogen research institution, is equipped with an Animal Biosafety Level 3 Research Facility



that permits groundbreaking research on high-risk pathogens such as MERS. This year alone, the Institute spent 1.7 million US\$ on research, including the investigation of potential COVID-19 vaccines, the development of preventive vaccines for human brucellosis, and exploring new integrated solutions to the problems of novel viral infections.

Competitiveness Recognized by University Ranking

Supported by its history of scientific achievement, JBNU aspires to be the equal of other top universities from around the world. Prominent university evaluators including QS, Reuters, and THE recognize JBNU's competitiveness, as local governments, companies, universities and research institutes gather in Jeonbuk to advance research, expand knowledge, and develop the technologies of the future.



Politecnico di Milano School of Management (SoM)

FLEXA DIGITAL MENTOR

Italy

FLEXA is a digital mentor born to provide SoM's students and alumni with an effective and easy-to-access lifelong learning service.

Its lifelong learning functions, which are based on machine learning and artificial intelligence, are built on the following pillars:

- Knowing yourself, understanding your skills gaps
- Unlimited access to a huge ecosystem of physical and digital learning content
- Sharing knowledge with peers
- Personalized, AI-based recommendations

MIT Open Learning

IN EVENT OF MOON DISASTER

United States

Researchers predict that deepfakes, or manipulated images and videos that appear perfectly real, will be possible for everyday people to create within six months to a year.

In order to educate students and the general public on how advanced this technology has become, MIT Open Learning used AI and other technologies to create its own deepfake video, rewriting the history of the 1969 Apollo 11 moon landing.

The film is housed within an interactive website which includes detailed information as to how it was made, and a wealth of multimedia resources on deepfake technology, misinformation, and media literacy.

Deledao

USING AI TO PROMOTE DIGITAL WELLNESS

United States

Deledao is a digital wellness company. Founded in 2017 by Silicon Valley veterans concerned about their children's internet use, Deledao developed proprietary Artificial Intelligence to provide holistic web protection for children on any device.

Deledao burst onto the school market in 2019 with Deledao Education, now helping schools in 10 states and quickly growing. To help parents, it released Deledao Family in 2020 to integrate with the Parent Portal accessible through Deledao Education.

Capabilities of Deledao products include: AI-detection of mental wellness, real-time AI filtering of student devices anywhere any time, YouTube management, Visibility into child's digital habits.

RANKED AMONG INDIA'S TOP 50 UNIVERSITIES IN THE NIRF RANKING FOR THE 5th CONSECUTIVE YEAR



SATHYABAMA
INSTITUTE OF SCIENCE AND TECHNOLOGY
(DEEMED TO BE UNIVERSITY)



Ranked Among the Top 5 Private Universities in the Country for Innovation in ARIIA Ranking 2020

Secured 39th Rank in the NIRF Ranking 2020



ENGINEERING COURSES

- AERONAUTICAL
- AUTOMOBILE
- BIOMEDICAL
- BIOTECHNOLOGY
- CHEMICAL
- CIVIL
- INFORMATION TECHNOLOGY
- COMPUTER SCIENCE
- COMPUTER SCIENCE IN ARTIFICIAL INTELLIGENCE
- COMPUTER SCIENCE IN IOT
- COMPUTER SCIENCE IN DATA SCIENCE
- ELECTRONICS AND COMMUNICATION
- ELECTRICAL AND ELECTRONICS
- ELECTRONICS AND INSTRUMENTATION
- MECHATRONICS
- MECHANICAL
- ARCHITECTURE
- INTERIOR DESIGN

ARTS AND SCIENCE

- B.B.A
- B.Com
- B.A - ENGLISH
- B.Sc. - VISUAL COMMUNICATION
- B.Sc - PHYSICS
- B.Sc - CHEMISTRY
- B.S - MATHEMATICS
- B.Sc - COMPUTER SCIENCE
- B.Sc - COMPUTER SCIENCE IN ARTIFICIAL INTELLIGENCE
- B.Sc. - PSYCHOLOGY
- B.Sc. - FASHION DESIGN
- B.Sc. - BIOCHEMISTRY
- B.Sc. - BIOTECHNOLOGY
- B.Sc. - BIO-INFORMATICS AND DATA SCIENCE
- B.Sc - MICROBIOLOGY
- M.A. - ENGLISH
- M.Sc - PHYSICS
- M.Sc - MATHEMATICS
- M.Sc - VISUAL COMMUNICATION
- M.Sc. - CHEMISTRY
- M.Sc. - BIO-INFORMATICS AND DATA SCIENCE
- M.Sc. - MEDICAL BIOTECHNOLOGY AND CLINICAL RESEARCH

LAW

- L.L.B • B.A. LL.B. (HONS)
- B.COM.LL.B (HONS.) • B.B.A.LL.B (HONS.)

PHARMACY

- B. PHARMACY (4 YEARS)
- D. PHARMACY (2 YEARS)

NURSING

- B.SC NURSING

B.D.S / M.D.S

NEET - 2020 Qualified Candidates apply on www.mcc.nic.in

Ph.D (Full/Part Time)

Applications are invited

ALLIED HEALTH SCIENCES

- B.SC. CLINICAL NUTRICIAN AND DIETICIAN
- B.SC. MEDICAL LABORATORY TECHNOLOGY

PG Courses

- M.B.A
- APPLIED ELECTRONICS
- POWER ELECTRONICS & INDUSTRIAL DRIVES
- EMBEDDED SYSTEMS & IOT
- COMPUTER SCIENCE AND ENGINEERING
- COMPUTER AIDED DESIGN
- STRUCTURAL ENGINEERING
- MEDICAL INSTRUMENTATION
- BIOTECHNOLOGY
- BIOPHARMACEUTICAL TECHNOLOGY
- BUILDING MANAGEMENT
- SUSTAINABLE ARCHITECTURE

ADMISSIONS OPEN

TOLL FREE NUMBER: 1800 425 1770

RAJIV GANDHI SALAI, JEPPIAAR NAGAR,
CHENNAI - 600 119, TAMILNADU, INDIA

Admission Office : **99400 58263**
99401 68007

Exploring Asia's Top 5

By Julia Gilmore
Assistant Editor, TopUniversities.com

The recently released QS Asia University Rankings 2021 is QS' biggest Asian rankings yet. This year it features 634 institutions, compared to 550 last year.

The major locations represented include Mainland China (124 universities), India (106 universities) Japan (98 universities), and South Korea (85 universities), accounting between themselves for more than 65 percent of all ranked universities.

For the third subsequent year, National University of Singapore (NUS) remains number one in Asia. Tsinghua University from Mainland China got their first ever second place climbing from fourth last year.

Here are the Top Five universities in the 2021 Asia Region Rankings.



5. Zhejiang University

Mainland China

Into the top five, Zhejiang University is the second-highest ranked university in Mainland China. It achieves impressive scores across all ranking indicators, with perfect scores in four indicators: staff with PhD, international faculty, and inbound and outbound exchange.

Zhejiang is one of China's oldest institutions, dating back to as early as 1897. Today it has a strong international outlook, having forged partnerships with more than 180 institutions in more than 30 countries worldwide



4. University of Hong Kong (HKU)

Hong Kong

Hong Kong's highest ranked university is the University of Hong Kong (HKU), who move from third-place this year to rank fourth in Asia. It ranks joint first in the region for international faculty, international students, and inbound and outbound exchange.

The university is not only one of the best universities in Asia, but also one of the best in the world, ranking 22nd in the most recent QS World University Rankings. HKU's exceptional academic standards and pioneering research attract many top-performing scholars in Hong Kong, Mainland China and overseas.





Market Driven
Curriculum



Professional
Certification



Learning
Support



Career
Guidance



Life-long
Learning



Dhofar University

Vision for the Future

5000⁺
Students

200⁺
Faculty

25⁺
Nationalities

55⁺
Programs

10000⁺
Graduates

First University Accredited by OAAA in Oman
Internationally Accredited by ASIC (UK)

SPECIALIZATIONS

Education | English Language & Literature | Arabic Language & Literature | Social Sciences | Private & Public Law |
Accounting | Finance | Economics | Management | Marketing | Entrepreneurship | Management Information Systems |
Mathematics & Sciences | Computer Science | Chemical Engineering | Civil & Environmental Engineering |
Electrical & Computer Engineering | Mechanical & Mechatronics Engineering | Architectural Engineering |

3. Nanyang Technological University (NTU)

Singapore

Taking the bronze medal spot this year is Nanyang Technological University (NTU), one of two Singaporean universities in the Asia Top Five. It's ranked joint first in Asia for a number of indicators, most notably citations per paper, and third in the region for its international research network.

NTU is embracing digital technologies for better learning and living as part of its Smart Campus vision. It has partnerships with the world's leading technology companies such as Alibaba, Rolls-Royce, BMW, Volvo, Delta Electronics, and Singtel in many areas of societal importance and impact.



Innovation unbounded.

Bringing education and research to the next level.

SOAR WITH US



The Chinese University of Hong Kong

Undergraduate
Admissions



Postgraduate
Admissions





جامعة الأميرة نورة بنت عبدالرحمن
Princess Nourah bint Abdulrahman University

THE WORLD'S LARGEST WOMEN'S UNIVERSITY

VISION

To be the beacon of women for knowledge and values.

VALUES

Belonging, integrity, trust, superiority, excellence, commitment to quality, and professionalism.

MISSION

It is a comprehensive university for women characterized by its educational leadership and scientific research, and contributes to building the knowledge economy with a community and global partnership.

30,965 Students

102 Programs



largest health science research center in the Middle East



Simulation & skills Development Center, one of the largest of its kind in the world



Distinguished infrastructure: has underground tunnels of 4.5 km in length through which technicians deliver all maintenance services to all facilities of this university without entering the buildings



Largest automated university's train in the world: 22 metro trains move around all university's facilities and stop at 14 stations

Green Campus Ranked 138 in UI GreenMetric 2019



WWW.PNUEDUSA
info@PNUEDUSA
+966 11 8220000



2. Tsinghua University

Mainland China

The highest ranked university in mainland China, and the second-highest ranked university in Asia, is Beijing's Tsinghua University. While it is not ranked first in any indicator, it places an impressive fifth for academic reputation and second for employer reputation.

The university is academically organized into 20 schools and 57 departments covering a broad range of subjects, including science, engineering, arts and literature, social sciences, and medicine. Xinya College was established in 2014 as the school's residential liberal arts college as part of a series of reforms to undergraduate education.



INDUSTRIAL UNIVERSITY OF HO CHI MINH CITY - LIGHT UP YOUR CAREER PATH!



As an educational body paving its path toward excellence, the Industrial University of Ho Chi Minh City (IUH) has made remarkable improvements and considerable transformations in all of its aspects. Formerly founded as Go Vap Vocational School by Don Bosco priests on November 11, 1956, the University has significantly developed to become one of the biggest educational and training institutions in Vietnam. Currently, besides the main campus in Ho Chi Minh City, Quang Ngai and Thanh Hoa campuses are contributing to the institutional growth with the serves it provides and serves as a spin-off company of the University. IUH has identified its strategic goals to 2025 as **“To be the Premier University Leading in Education and Research; To Promote the Vibrancy of Student Life and State-of-the-Art Campus”** with the core values of **“Innovation – Unity – Humanity”**. Graduates from IUH can demonstrate the values by **“Desiring to create value and to keep themselves proactive in seizing lifelong learning opportunities for the sake of their own continuous improvement; Being dynamic & ready to put themselves under new challenges, goals, and pressure; and Pursuing passion, desiring to improve themselves and to be promoted in their career.”**

To nurture the professional love for students, IUH has developed different types of doctoral, master and bachelor programs reaching regional and global standards, in line with Industrial Revolution 4.0. A clear career planning has been developed and implemented to light up IUH students’ career path.

Career Inspiration: Organizing orientation activities to promote career passion; honoring successful/outstanding alumni.




Career Exploration: In addition to field trips which is a part of the curricula, company visits are help to create more opportunities for students to explore their future careers.



Career Preparation: Student-centered teaching and learning; enhancing the roles of employers in the study process; organizing job fairs; attaching great importance to scientific research, and scientific articles published in journals on the ISI / Scopus; cooperating in scientific research and training with famous universities of the countries: Arizona State University (USA), Liegre (Belgium), Dong Hoa University (Taiwan), Angelo State University (USA), Soongsil Univesity (Korea)... Among the variety of programs in the university, one third of them have been chosen to be accredited or assessed by international standards of ABET and AUN-QA.

Career Commitment: Besides enhancing professional quality of the administrative and teaching staff, investing the best facilities in teaching, learning and research activities, the University also pays special attention to providing high quality training services for thousands of students from all areas/regions nationwide.



Once joining to become the "center" of these study programs, students will be supported to get ahead in their careers, since they will be academically/intellectually, physically and mentally nurtured from the very first day of enrolment to the moment of commencement. IUH has always been the cradle for students’ career passions to be formed, nourished and developed as it has been stated in the educational philosophy:

“Quality – Sustainable Development – International Integration”.

Website: <http://iuh.edu.vn/en> - Facebook: <https://www.facebook.com/sviuh> - E-mail: dhcn@iuh.edu.vn

Address: No. 12 Nguyen Van Bao, Ward 4, Go Vap District, Ho Chi Minh City.

Tel: (+84) 283.8940 390. Fax: (+84) 283.9940 954

1. National University of Singapore (NUS)

Singapore

Retaining its number one spot in Asia this year is the National University of Singapore (NUS). It is ranked joint first in the region for academic reputation, as well as for international faculty and inbound exchange. It also ranks 11th in the world in the most recent QS World University Rankings.

NUS has 17 faculties and schools across three campuses. Its transformative education includes a broad-based curriculum underscored by multi-disciplinary courses and cross-faculty enrichment. Over 38,000 students from 100 countries enrich the community with their diverse social and cultural perspectives.





WEBSITE & SOCIAL MEDIA AUDIT

| Why is this useful?

Recommendations made throughout the audit will help you enhance your reputation among the wider academic and industry community.

| What is it?

The focus of the Web & Social Media Audit is to determine how effective your institution's online presence is.

An effective website and social media strategy can help you build your institution's profile and reputation among your stakeholders as well as global online visitors.

| How does it work?

The Web & Social Media Audit assess your institution on all of the following key features:

- **User experience** from the perspective of:



Academic community



Industry



Prospective students

- **Benchmarking**
- **Search Engine Optimisation (SEO)**
- **Visibility**
- **Google Analytics**
- **Mobile accessibility**



COMMUNICATION STRATEGY

In addition to the Web & Social Media Audit, we can also audit your existing communication plan or develop a brand new communication strategy to help you enhance your brand even further.

ULTIMATE EDUCATIONAL HARMONY

Top 01

international publication
in the field of economics
and business in Vietnam
(2019)

Top 11

best universities in
Vietnam (Webometrics
ranking) (July 2020)

Top 25

performing universities in income
from continuous professional
development (U-Multirank
ranking) (since 2016)

12

07 programs accredited under
AUN-QA and 04 programs
awarded under FIBAA and 01
award under Epas

17

joint programs with key
academic partners in Europe,
US, Australia, and New
Zealand



CONTACT US:

● Phone: 84.28.38295299

● Website: http://en.ueh.edu.vn/default_en.aspx

● Email: info@ueh.edu.vn

● Fanpage: <https://www.facebook.com/DHKT.UEH/>

QS IN CONVERSATION

REINTRODUCING QS IN CONVERSATION

An online series bringing together
higher education's thought leaders

FIND OUT MORE at

qsinconversation.com



#QSinconversation



In CJCU From Great to Excellent

9 Colleges

49 Departments

17 Graduate Schools

11 Research Centers

158+ International Partner Universities

451+ International Students



Chang Jung Christian University

No.1, Changda Rd., Gueiren District,
Tainan City 71101, Taiwan(R.O.C.)

<http://www.cjcu.edu.tw/>

Tel: 886-6-2785123




KAIST

Global Value-Creative Leading University

1st

in South Korea (2020 QS Asia University Rankings)

in Electrical & Electronic, Mechanical, Aeronautical & Manufacturing,
Chemical, Civil & Structural,
Computer Science & Information Systems,
Materials Science in South Korea
(2020 QS World University Rankings by subject)

A photograph of a modern, multi-story university building at night. The building has a prominent cantilevered upper section with a large glass window. The interior lights are on, and the building is reflected in a body of water in the foreground. The sky is a deep blue, and there are some trees and other buildings visible in the background.

Korea Advanced Institute of Science and Technology

Contributors

Editor

Anton John Crace

Content manager

Khushboo Singh

Writers

John O'Leary

Julia Gilmore

Advertisement coordinator

Alloysius Ching

Cover/design

David Myers

Sales contacts

ask@qs.com

Contact

18 Sin Ming Lane #06-10/11, Midview City, Singapore, 573960

+65 6457 4822

publications@QS.com

The QS Higher Education Reports are ongoing publications that showcase QS Rankings, sector insights, country overviews and emerging themes in higher and international education.

The online edition is emailed to our extensive network of academics and university leaders worldwide. Complimentary copies of the print edition are also sent to university leaders around the world. In addition, these copies are distributed at all QS events

Version 5

Our Philosophy is to educate,
train, and provide the best
learning environment for our students.



KING ABULAZIZ UNIVERSITY
Jeddah, Saudi Arabia
www.kau.edu.sa

We are committed to providing
our student an education
that prepares then to be the
leaders of tomorrow.